

Rockdale County Public Schools

FY2020 Approved Budget



Keith Hull
Chief Financial Officer

FY20 Approved Budget

Rockdale County Public Schools



2020 Board Members

Katrina Young, Chair
Mandy North, Vice Chair

Wales Barksdale
Pamela J. Brown
Tony Dowdy
Heather Duncan
Sandra Jackson-Lett

~~~~~

### Mission Statement

---

---

The mission of Rockdale County Public Schools is to ensure student success for all through a world-class education with advanced opportunities and personalized support.

Dr. Terry O. Oatts, Superintendent

---

---

Rockdale County Public Schools  
954 N. Main Street ~ Conyers, Georgia 30012  
[www.rockdaleschools.org](http://www.rockdaleschools.org)

# FY20 Standards for Quality

1. **World Class** People
2. **World Class** Teaching and Learning
3. **World Class** Operational Resources
4. **World Class** Culture and Climate
5. **World Class** Community Support and Engagement

# **FY20 Budget Priority**

## **RCPS Strategic Compensation Model**

### **Pay Increase for ALL Employees**

- \$3,000 Increase to the State Salary Scale
- Salary Step Increase for all employees

### **Maintain a Market Competitive Incentive Model to Support Recruitment, Retention & Recognition of QUALITY Personnel**

- \$1,000.00 signing supplement for “hard to fill” positions (Special Education, Secondary Math, Science, Foreign Language, ROTC)
- Provide \$1,000.00 “*Quality*” bonus for all District Teachers of the Year, STAR Teachers or Certified Master Teacher
- Provide \$500 “*Quality*” bonus to all school selected Teachers of the Year or RCPS Honors Teachers
- \$250.00 bi-annual perfect attendance bonus

**ROCKDALE COUNTY BOARD OF EDUCATION  
GENERAL FUND  
FY2020 APPROVED BUDGET SUMMARY**

**ESTIMATED REVENUES**

|                       |           |                       |
|-----------------------|-----------|-----------------------|
| Local Revenue         | \$        | 59,502,000.00         |
| State Revenue         | \$        | 113,726,486.00        |
| Federal Revenue       | \$        | 215,000.00            |
| <b>TOTAL REVENUES</b> | <b>\$</b> | <b>173,443,486.00</b> |

|                              |           |                       |
|------------------------------|-----------|-----------------------|
| <b>TOTAL AVAILABLE FUNDS</b> | <b>\$</b> | <b>173,443,486.00</b> |
|------------------------------|-----------|-----------------------|

**ESTIMATED EXPENDITURES**

|                                       |           |                       |
|---------------------------------------|-----------|-----------------------|
| Instruction                           | \$        | 112,984,499.00        |
| Pupil Services                        | \$        | 6,350,299.00          |
| Improvement of Instructional Services | \$        | 7,616,653.00          |
| Educational Media Services            | \$        | 3,299,417.00          |
| General Administration                | \$        | 2,846,742.00          |
| School Administration                 | \$        | 12,932,778.00         |
| Business Services                     | \$        | 2,425,222.00          |
| Maintenance and Operations            | \$        | 12,235,948.00         |
| Student Transportation                | \$        | 9,342,906.00          |
| Central Support Services              | \$        | 2,847,022.00          |
| Other Support Services                | \$        | 12,000.00             |
| Transfers                             | \$        | 550,000.00            |
| <b>TOTAL EXPENDITURES</b>             | <b>\$</b> | <b>173,443,486.00</b> |

## FY2020 Revenues

---

The following section illustrates specific projected revenue line items within each of the three sources.

**Grant and Federal funds** are one type. These monies are designated for specific programs and must be expended accordingly. This is a very small portion of our overall general fund budget which is equal to 0.12%.

**State funds** assist in implementing the Quality Basic Education (QBE) regulations established by the state legislature. The projected revenue from the state of Georgia for 2019-20 represents the amounts on our revenue allotment sheet received from the State Department of Education. We are anticipating a 5.83% increase in this revenue source. State funds comprise 65.57% of our overall general fund budget.

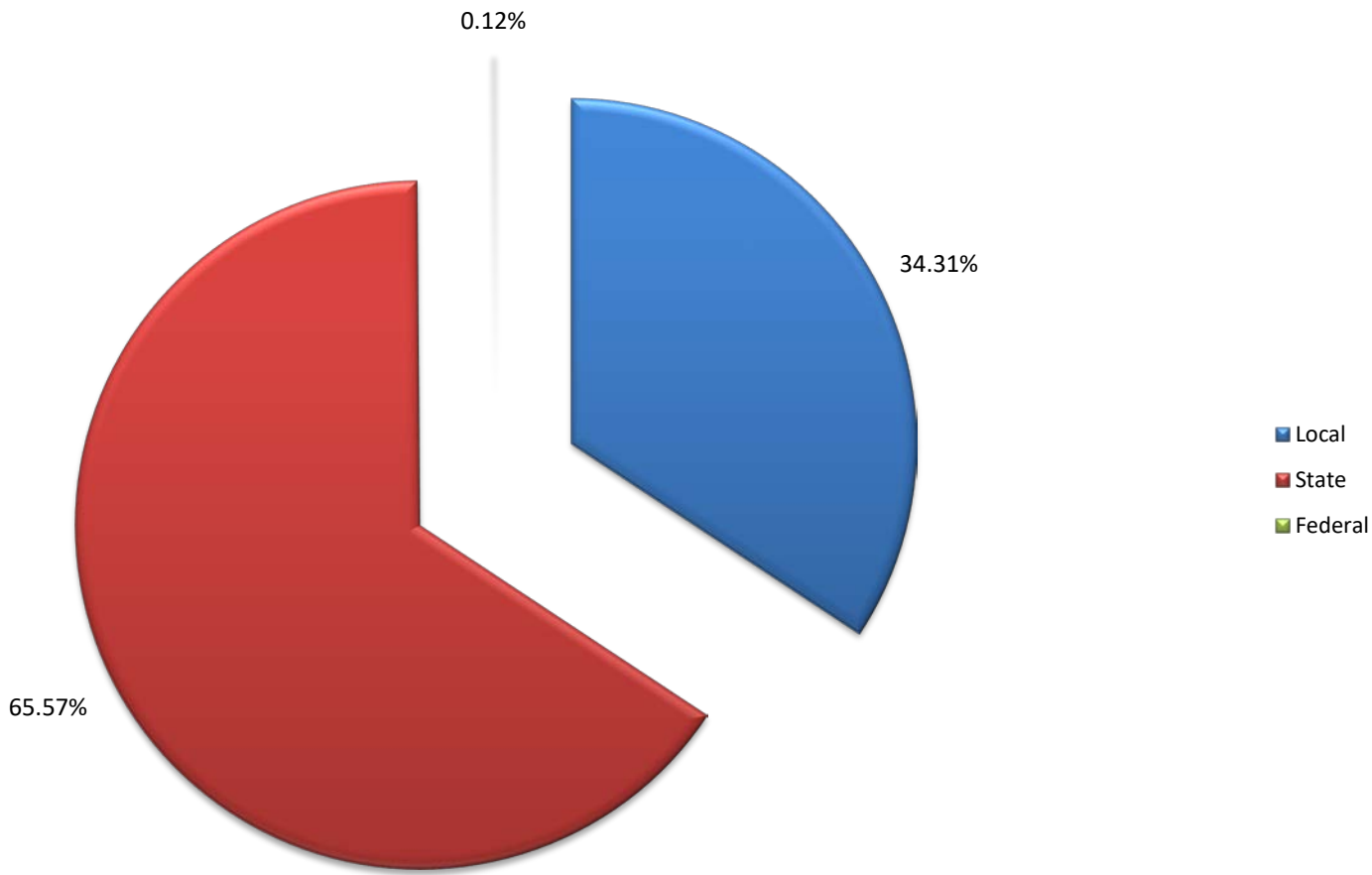
**Local funds** consist of monies received from several local sources such as tax collections for property and intangible taxes as well as rentals, tuition, and sale of equipment. RCPS coordinates with the Rockdale County Tax Commissioner on establishing a millage rate for our Maintenance and Operations (M&O) budget as well as our debt service. We are anticipating a 6.06% increase in this revenue source. Local funds comprise 34.31% of our overall general fund budget.

| Revenue Source                                   | 2018-19 Budget | 2019-20 Budget | Increase or<br>Decrease from<br>Previous FY<br>Amount | Increase or<br>Decrease from<br>Previous FY<br>Percent |
|--------------------------------------------------|----------------|----------------|-------------------------------------------------------|--------------------------------------------------------|
| <b>General Fund Grant /Federal Revenue</b>       |                |                |                                                       |                                                        |
|                                                  |                |                | -                                                     | 0.00%                                                  |
| ROTC                                             | 215,000        | 215,000        | -                                                     | 0.00%                                                  |
| <b>TOTAL General Fund Grant/Federal Revenue</b>  | <b>215,000</b> | <b>215,000</b> | -                                                     | 0.00%                                                  |
|                                                  |                |                | -                                                     |                                                        |
| <b>State Revenue</b>                             |                |                |                                                       |                                                        |
| Total QBE Earnings                               |                |                |                                                       |                                                        |
| Local Fair Share                                 |                |                |                                                       |                                                        |
| Kindergarden Program                             | 4,819,934      | 5,050,674      | 230,740                                               | 4.79%                                                  |
| Kindergarden Early Intrv Program                 | 925,708        | 1,046,981      | 121,273                                               | 13.10%                                                 |
| Primary Grade 1-3 Program                        | 13,332,426     | 13,418,159     | 85,733                                                | 0.64%                                                  |
| Primary Grade Early Intrv (1-3) Program          | 2,101,609      | 2,158,269      | 56,660                                                | 2.70%                                                  |
| Upper Elementary Grade (4-5) Program             | 6,535,227      | 6,915,959      | 380,732                                               | 5.83%                                                  |
| Upper Elementary Grade Early Intrv (4-5) Program | 1,562,954      | 1,513,968      | (48,986)                                              | -3.13%                                                 |
| Middle School (6-8) Program                      | 12,184,676     | 12,759,969     | 575,293                                               | 4.72%                                                  |
| High School Gen Educ (9-12) Program              | 12,418,480     | 12,662,175     | 243,695                                               | 1.96%                                                  |
| Vocational Laboratory                            | 2,797,054      | 3,198,888      | 401,834                                               | 14.37%                                                 |
| Special Education Category I                     | 1,260,672      | 1,307,372      | 46,700                                                | 3.70%                                                  |
| Special Education Category II                    | 1,367,134      | 1,573,546      | 206,412                                               | 15.10%                                                 |
| Special Education Category III                   | 7,156,477      | 7,615,886      | 459,409                                               | 6.42%                                                  |
| Special Education Category IV                    | 3,061,307      | 3,033,997      | (27,310)                                              | -0.89%                                                 |
| Special Education Category V                     | 636,855        | 904,848        | 267,993                                               | 42.08%                                                 |
| Gifted Student Category VI                       | 5,513,085      | 5,378,362      | (134,723)                                             | -2.44%                                                 |
| Remedial Education Program                       | 558,537        | 684,579        | 126,042                                               | 22.57%                                                 |
| Alternative Education Program                    | 917,033        | 969,589        | 52,556                                                | 5.73%                                                  |
| English Speakers Of Other Languages (ESOL)       | 1,422,293      | 1,506,844      | 84,551                                                | 5.94%                                                  |
| Special Education Itinerant                      | 59,438         | 38,214         | (21,224)                                              | -35.71%                                                |
| Special Education Supplemental Speech            | 106,950        | 82,273         | (24,677)                                              | -23.07%                                                |
| Indirect Cost                                    | 10,551,540     | 11,333,399     | 781,859                                               | 7.41%                                                  |
| Media Center Programs                            | 2,088,701      | 2,159,914      | 71,213                                                | 3.41%                                                  |
| 20 Days Additional Instruction                   | 648,218        | 673,030        | 24,812                                                | 3.83%                                                  |
| Staff Development Programs                       | 325,344        | 352,806        | 27,462                                                | 8.44%                                                  |
| Principal's Staff & Professional Development     | 5,447          | 5,269          | (178)                                                 | -3.27%                                                 |
| Pupil Transportation Program                     | 1,165,638      | 1,202,385      | 36,747                                                | 3.15%                                                  |
| School Nurses                                    | 339,000        | 348,048        | 9,048                                                 | 2.67%                                                  |

| Revenue Source                         | 2018-19 Budget     | 2019-20 Budget     | Increase or<br>Decrease from<br>Previous FY<br>Amount | Increase or<br>Decrease from<br>Previous FY<br>Percent |
|----------------------------------------|--------------------|--------------------|-------------------------------------------------------|--------------------------------------------------------|
| Educational Equalization Funding Grant | 12,768,331         | 14,990,366         | 2,222,035                                             | 17.40%                                                 |
| On Behalf Payments                     | 404,000            | 404,000            | -                                                     | 0.00%                                                  |
| Categorical Grants                     | 425,000            | 436,717            | 11,717                                                | 2.76%                                                  |
| <b>TOTAL State Revenue</b>             | <b>107,459,068</b> | <b>113,726,486</b> | <b>6,267,418</b>                                      | <b>5.83%</b>                                           |

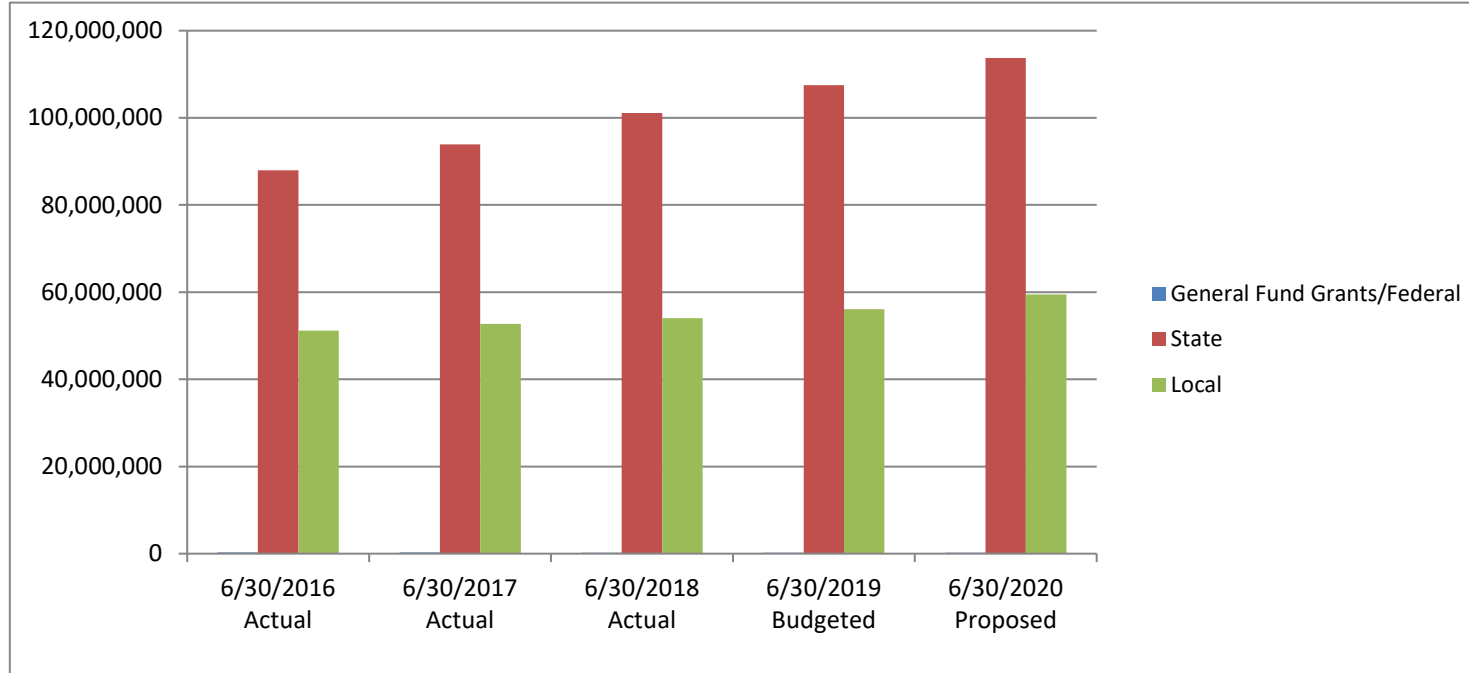


# FY 20 Revenue Breakdowns



### Five-Year Revenue History

| Source                      | 6/30/2016<br>Actual | 6/30/2017<br>Actual | 6/30/2018<br>Actual | 6/30/2019<br>Budgeted | 6/30/2020<br>Proposed |
|-----------------------------|---------------------|---------------------|---------------------|-----------------------|-----------------------|
| General Fund Grants/Federal | 275,000             | 275,000             | 215,000             | 215,000               | 215,000               |
| State                       | 87,953,070          | 93,898,451          | 101,126,583         | 107,459,068           | 113,726,486           |
| Local                       | 51,155,305          | 52,734,200          | 54,024,422          | 56,102,000            | 59,502,000            |
| <b>Total Revenue</b>        | <b>139,383,375</b>  | <b>146,907,651</b>  | <b>155,366,005</b>  | <b>163,776,068</b>    | <b>173,443,486</b>    |
| Beginning Balance           | 5,238,000           | 2,121,866           | 706,688             | 1,863,286             |                       |



| Revenue Source                                        | 2018-19 Budget     | 2019-20 Budget     | Increase or<br>Decrease from<br>Previous FY<br>Amount | Increase or<br>Decrease from<br>Previous FY<br>Percent |
|-------------------------------------------------------|--------------------|--------------------|-------------------------------------------------------|--------------------------------------------------------|
| <b>Local Revenue</b>                                  |                    |                    |                                                       |                                                        |
| Ad Valorem Taxes                                      | 54,800,000         | 58,200,000         | <b>3,400,000</b>                                      | <b>6.20%</b>                                           |
| Other Taxes (Intangible, Transfer)                    | 700,000            | 700,000            | -                                                     | <b>0.00%</b>                                           |
| Rental of Facilities                                  | 6,000              | 6,000              | -                                                     | <b>0.00%</b>                                           |
| Sale of Surplus Equipment                             | 5,000              | 5,000              | -                                                     | <b>0.00%</b>                                           |
| Other Funds (Parking, Lost Books, Out of Cty Tuition) | 181,000            | 181,000            | -                                                     | <b>0.00%</b>                                           |
| Interest Earned                                       | 10,000             | 10,000             | -                                                     | <b>0.00%</b>                                           |
| Indirect Costs of Grants                              | 400,000            | 400,000            | -                                                     | <b>0.00%</b>                                           |
| <b>TOTAL Local Revenue</b>                            | <b>56,102,000</b>  | <b>59,502,000</b>  | <b>3,400,000</b>                                      | <b>6.06%</b>                                           |
|                                                       |                    |                    | -                                                     |                                                        |
| <b>GRAND TOTAL</b>                                    | <b>163,776,068</b> | <b>173,443,486</b> | <b>9,667,418</b>                                      | <b>5.90%</b>                                           |
|                                                       |                    |                    |                                                       |                                                        |
|                                                       |                    |                    |                                                       |                                                        |
|                                                       |                    |                    |                                                       |                                                        |

### *Expenditures by Function*

---

The expenditure breakdown by function is defined as being the activity for which the funds are expended. The function definitions are provided to us by the state.

In reviewing the summary of proposed expenditures by function, **Instruction, Improvement of Instruction, and Educational Media Services** comprise a large portion of our overall expenditures of \$173,443,486.00. These expenditures, which directly impact the classroom environment, total \$123,900,569 or 71.40%.

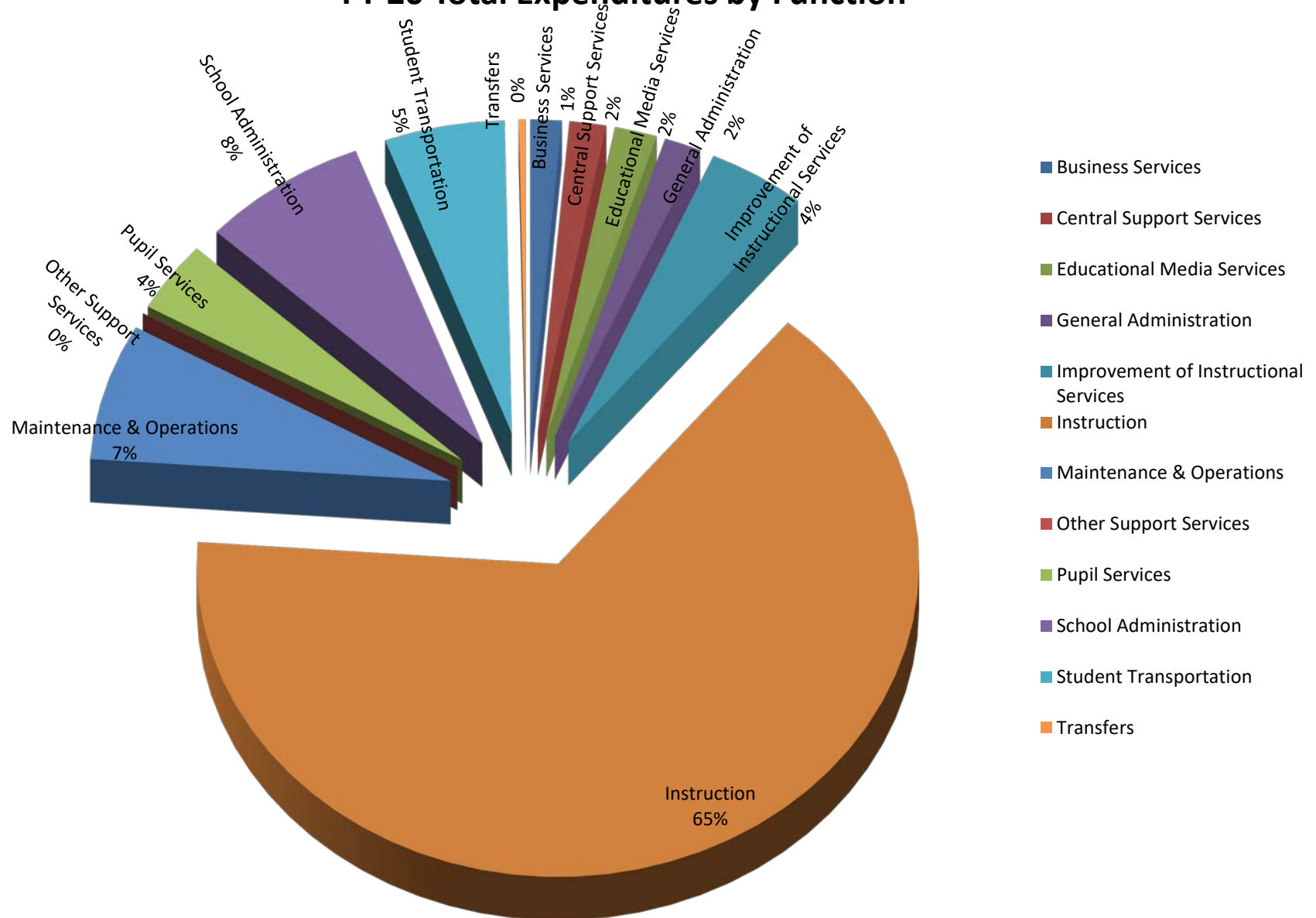
**Maintenance and Operations** accounts for \$12,235,948 in expenditures or 7.1% of the budget. Included within this function are utility bills, building maintenance, school safety, and other miscellaneous items.

*Expenditures by Function*

---

| <b>Expenditure Source</b>             | <b>2019-20</b>       |
|---------------------------------------|----------------------|
| Business Services                     | 2,425,222            |
| Central Support Services              | 2,847,022            |
| Educational Media Services            | 3,299,417            |
| General Administration                | 2,846,742            |
| Improvement of Instructional Services | 7,616,653            |
| Instruction                           | 112,984,499          |
| Maintenance and Operations            | 12,235,948           |
| Other Support Services                | 12,000               |
| Pupil Services                        | 6,350,299            |
| School Administration                 | 12,932,778           |
| Student Transportation                | 9,342,906            |
| Transfers                             | 550,000              |
| <b>TOTAL</b>                          | <b>\$173,443,486</b> |

## FY 20 Total Expenditures by Function



### 5 - Year Expenditure History

| Function Code | Function Definition                   | FY16 Actual          |       | FY17 Actual          |       | FY18 Actual          |       | FY19 Budgeted        |       | FY20 Proposed        |       |
|---------------|---------------------------------------|----------------------|-------|----------------------|-------|----------------------|-------|----------------------|-------|----------------------|-------|
| 1000          | Instruction                           | 90,726,536           | 65.1% | 96,068,038           | 65.4% | 101,855,120          | 65.6% | 107,654,853          | 65.7% | 112,984,499          | 65.1% |
| 2100          | Pupil services                        | 4,539,458            | 3.3%  | 5,193,614            | 3.5%  | 5,745,758            | 3.7%  | 5,846,603            | 3.6%  | 6,350,299            | 3.7%  |
| 2210          | Improvement of Instructional Services | 4,360,876            | 3.1%  | 5,362,754            | 3.7%  | 6,568,711            | 4.2%  | 7,301,000            | 4.5%  | 7,616,653            | 4.4%  |
| 2220          | Educational Media Services            | 2,152,849            | 1.6%  | 2,342,093            | 1.6%  | 2,163,039            | 1.4%  | 3,111,000            | 1.9%  | 3,299,417            | 1.9%  |
| 2300          | General Administration                | 1,999,027            | 1.4%  | 2,209,912            | 1.5%  | 2,197,183            | 1.4%  | 2,197,183            | 1.3%  | 2,846,742            | 1.6%  |
| 2400          | School Administration                 | 10,172,781           | 7.3%  | 11,083,025           | 7.5%  | 11,543,673           | 7.4%  | 11,970,000           | 7.3%  | 12,932,778           | 7.5%  |
| 2500          | Business Services                     | 2,130,084            | 1.5%  | 2,208,953            | 1.5%  | 2,207,699            | 1.4%  | 2,307,129            | 1.4%  | 2,425,222            | 1.4%  |
| 2600          | Maintenance and Operations            | 12,152,398           | 8.7%  | 11,267,443           | 7.7%  | 11,353,331           | 7.3%  | 11,635,100           | 7.1%  | 12,235,948           | 7.1%  |
| 2700          | Student Transportation                | 7,729,586            | 5.5%  | 7,929,586            | 5.4%  | 7,858,651            | 5.1%  | 8,401,100            | 5.1%  | 9,342,906            | 5.4%  |
| 2800          | Central Support Services              | 2,857,780            | 2.1%  | 2,680,233            | 1.8%  | 3,310,840            | 2.1%  | 2,790,100            | 1.7%  | 2,847,022            | 1.6%  |
| 2900          | Other Support Services                | 12,000               | 0.0%  | 12,000               | 0.0%  | 12,000               | 0.0%  | 12,000               | 0.0%  | 12,000               | 0.0%  |
| 3100          | School Food Services                  | 0                    | 0.0%  | 0                    | 0.00% | 0                    | 0.00% | 0                    | 0.00% | 0                    | 0.00% |
| 4000          | Facilities/Acqu./Constr.              | 0                    | 0.0%  | 0                    | 0.00% | 0                    | 0.00% | 0                    | 0.00% | 0                    | 0.00% |
| 5000          | Other Uses                            | 550,000              | 0.4%  | 550,000              | 0.4%  | 550,000              | 0.4%  | 550,000              | 0.3%  | 550,000              | 0.3%  |
|               | <b>Total Expenses</b>                 | <b>\$139,383,375</b> |       | <b>\$146,907,651</b> |       | <b>\$155,366,005</b> |       | <b>\$163,776,068</b> |       | <b>\$173,443,486</b> |       |
|               | Increase from prior year              |                      |       | 5.40%                |       | 5.76%                |       | 5.41%                |       | 5.90%                |       |

| Site/Department                                      | FY19 Budgeted Amount | FY20 Requested Amount | Site/Department            | FY19 Budgeted Amount | FY20 Requested Amount |
|------------------------------------------------------|----------------------|-----------------------|----------------------------|----------------------|-----------------------|
| Salaries and Benefits (see Salary tab)               | 143,630,218          | 151,708,155           | Barksdale Elementary       | 44,197               | 45,795                |
| <b>Superintendent's Office</b>                       | 37,630               | 37,630                | CJ Hicks Elementary        | 90,276               | 91,978                |
| Attorney                                             | 50,561               | 50,561                | Flat Shoals Elementary     | 61,439               | 61,247                |
| Accountability & School Performance                  | 22,100               | 22,100                | Hightower Trail Elementary | 51,185               | 50,930                |
| Board of Education                                   | 18,194               | 25,120                | Honey Creek Elementary     | 49,153               | 51,690                |
| Supt's Office - Contingency Funds                    | 51,948               | 51,948                | JH House Elementary        | 57,980               | 54,819                |
| <b>Office of Human Resources</b>                     | 0                    | 62,500                | Lorraine Elementary        | 50,133               | 48,086                |
| Human Resources                                      | 80,183               | 155,895               | Peek's Chapel Elementary   | 56,537               | 56,689                |
| <b>Office of Strategy &amp; Innovation</b>           | 17,000               | 17,000                | Pine Street Elementary     | 55,999               | 58,028                |
| Community Relations                                  | 109,500              | 109,500               | Shoal Creek Elementary     | 62,695               | 64,035                |
| Strategic Planning                                   | 4,000                | 4,000                 | Sims Elementary            | 43,766               | 46,702                |
| <b>Office of Teaching &amp; Learning</b>             | 18,000               | 18,000                |                            |                      |                       |
| Curriculum                                           | 840,836              | 805,184               | Conyers Middle             | 75,145               | 81,932                |
| Instruction - Textbooks                              | 962,583              | 1,471,536             | Davis Middle               | 89,693               | 89,770                |
| Innovative Programs                                  | 80,200               | 115,400               | Edwards Middle             | 77,861               | 77,820                |
| Assessment & Accountability                          | 176,200              | 176,200               | Memorial Middle            | 66,760               | 65,566                |
| Learning Support                                     | 322,540              | 626,540               |                            |                      |                       |
| Student & Community Support Services                 | 389,499              | 431,000               | Heritage High              | 163,779              | 171,362               |
| ESOL                                                 | 15,235               | 13,985                | Rockdale County High       | 138,487              | 146,279               |
| 504                                                  | 44,850               | 44,850                | Salem High                 | 102,445              | 114,084               |
| Career Technical (CTAE)                              | 169,125              | 176,625               | RCA                        | 157,858              | 160,472               |
| Early Learning                                       | 11,350               | 11,450                | Alpha School               | 5,481                | 5,481                 |
| Advanced Education                                   | 28,700               | 23,550                | Magnet School              | 75,879               | 75,338                |
| Professional Learning                                | 274,169              | 285,689               | Open Campus                | 10,376               | 10,376                |
| Virtual Campus                                       | 51,773               | 51,773                |                            |                      |                       |
| <b>Office of School Safety &amp; Student Affairs</b> | 15,950               | 15,950                |                            |                      |                       |
| School Safety and Security                           | 106,000              | 132,000               |                            |                      |                       |
| Athletic Trainer                                     | 140,000              | 140,000               |                            |                      |                       |
| Student Relations                                    | 36,000               | 39,000                |                            |                      |                       |
| <b>Office of Financial Services</b>                  | 112,922              | 125,836               |                            |                      |                       |
| Business Services                                    | 9,941,372            | 10,057,222            |                            |                      |                       |
| Grant Services                                       | 4,583                | 4,583                 |                            |                      |                       |
| Purchasing/Warehouse                                 | 344,321              | 426,421               | <b>Sub Total</b>           | 1,587,124            | 1,628,479             |
| System Memberships                                   | 60,450               | 60,450                |                            |                      |                       |
| <b>Office of Operational Services</b>                |                      |                       |                            |                      |                       |
| Facilities                                           | 629,977              | 709,025               |                            |                      |                       |
| Transportation                                       | 1,709,415            | 1,737,571             |                            |                      |                       |
| <b>Office of Technology</b>                          | 1,679,561            | 1,868,758             |                            |                      |                       |
| Grants (see Support Tab)                             | 2,000                | 2,000                 |                            |                      |                       |
|                                                      |                      |                       |                            |                      |                       |
| <b>Subtotal</b>                                      | 162,188,944          | 171,815,007           |                            |                      |                       |
| Schools                                              | 1,587,124            | 1,628,479             |                            |                      |                       |
| <b>Grand Total</b>                                   | <b>163,776,068</b>   | <b>173,443,486</b>    |                            |                      |                       |



| <i><b>FY20 Approved Budget</b></i>                 |                     | <i><b>Superintendent</b></i>          |
|----------------------------------------------------|---------------------|---------------------------------------|
| <i><b>Expenditures by Department</b></i>           |                     | <i><b>Superintendent's Office</b></i> |
| Item                                               | 2018-2019<br>Budget | 2019-2020<br>Requested Amount         |
| Dues/Fees                                          | 3,736               | 3,736                                 |
| Other Expenditures: Business Expense Reimbursement | 3,565               | 3,565                                 |
| Periodicals                                        | 684                 | 684                                   |
| Professional Services: Consultants                 | 24,035              | 24,035                                |
| Supplies: Office                                   | 1,625               | 1,625                                 |
| Travel                                             | 2,565               | 2,565                                 |
| Expendable Equipment                               | 1,420               | 1,420                                 |
|                                                    |                     |                                       |
|                                                    |                     |                                       |
|                                                    |                     |                                       |
| Total                                              | \$37,630            | \$37,630                              |

| <i>FY20 Approved Budget</i>       |                     | <i>Superintendent</i>         |
|-----------------------------------|---------------------|-------------------------------|
| <i>Expenditures by Department</i> |                     | <i>Attorney</i>               |
| Item                              | 2018-2019<br>Budget | 2019-2020<br>Requested Amount |
| Dues/Fees                         | 6,435               | 6,435                         |
| Purchased Services: Attorney Fees | 40,773              | 40,773                        |
| Supplies: Office                  | 1,553               | 1,553                         |
| Travel                            | 1,800               | 1,800                         |
|                                   |                     |                               |
|                                   |                     |                               |
|                                   |                     |                               |
| Total                             | \$50,561            | \$50,561                      |

| <i><b>FY20 Approved Budget</b></i>       |                     | <i><b>Superintendent</b></i>                          |
|------------------------------------------|---------------------|-------------------------------------------------------|
| <i><b>Expenditures by Department</b></i> |                     | <i><b>Accountability &amp; School Performance</b></i> |
| Item                                     | 2018-2019<br>Budget | 2019-2020<br>Requested Amount                         |
| Books                                    | 250                 | 250                                                   |
| Dues/Fees: Conferences                   | 2,000               | 2,000                                                 |
| Periodicals                              | 200                 | 200                                                   |
| Printing: Data Reports All Grades        | 300                 | 300                                                   |
| Professional Services: Contract Services | 5,000               | 5,000                                                 |
| Supplies: Office                         | 2,000               | 2,000                                                 |
| Supplies: Printing   Diplomas            | 7,350               | 7,350                                                 |
| Travel                                   | 3,500               | 3,500                                                 |
| Expendable Equipment                     | 500                 | 500                                                   |
| Expendable Computer Equipment            | 1,000               | 1,000                                                 |
|                                          |                     |                                                       |
| Total                                    | \$22,100            | \$22,100                                              |

***FY20 Approved Budget******Superintendent******Expenditures by Department******Board of Education***

| Item                         | 2018-2019<br>Budget | 2019-2020<br>Requested Amount |
|------------------------------|---------------------|-------------------------------|
| Dues/Fees                    | 6,294               | 10,220                        |
| Advertising                  | 175                 | 65                            |
| Supplies: Office             | 1,725               | 1,835                         |
| Travel: School Board Members | 10,000              | 13,000                        |
|                              |                     |                               |
|                              |                     |                               |
|                              |                     |                               |
| Total                        | \$18,194            | \$25,120                      |

***FY20 Approved Budget***  
***Expenditures by Department***

***Superintendent***  
***Contingency***

| Item                              | 2018-2019<br>Budget | 2019-2020<br>Requested Amount |
|-----------------------------------|---------------------|-------------------------------|
| Purchased Services                | 21,168              | 21,168                        |
| Repair and Maintenance: Emergency | 15,390              | 15,390                        |
| Supplies: Office Emergency        | 15,390              | 15,390                        |
|                                   |                     |                               |
|                                   |                     |                               |
| Total                             | \$51,948            | \$51,948                      |

***FY20 Approved Budget******Office of Human Resources******Expenditures by Department******Chief Human Resources Officer***

| Item                                         | 2018-2019<br>Budget | 2019-2020<br>Requested Amount |
|----------------------------------------------|---------------------|-------------------------------|
| Purchased Services : Software Integration    | 0                   | 30,000                        |
| Purchased Services : Benefits/Salary Studies | 0                   | 30,000                        |
| Dues & Fees                                  | 0                   | 500                           |
| Supplies: Office                             | 0                   | 1,000                         |
| Travel                                       | 0                   | 1,000                         |
|                                              |                     |                               |
| Total                                        | \$0                 | \$62,500                      |

***FY20 Approved Budget******Office of Human Resources******Expenditures by Department******Human Resources***

| Item                                                                    | 2018-2019<br>Budget | 2019-2020<br>Requested Amount |
|-------------------------------------------------------------------------|---------------------|-------------------------------|
| Benefits Orientation DVD                                                | 1,250               | 1,250                         |
| Communication: Advertisement Vacancies                                  | 500                 | 1,000                         |
| Drug and Alcohol Testing: Fingerprinting Current Employees/Cert Renewal | 500                 | 500                           |
| Dues/Fees                                                               | 35,500              | 41,000                        |
| Dues/Fees: Frontline Absence Management System                          |                     |                               |
| Dues/Fees: Recruitment - Career Fair Registrations                      | 5,000               | 5,000                         |
| Dues/Fees: Conference, Publication Fees and Workshops                   |                     | 5,500                         |
| Dues/Fees: App Garden-New Sub Training Modules                          |                     | 3,500                         |
| Live Scan Fingerprinting Maintenance                                    | 3,500               | 3,500                         |
| Purchased Services: ACA Reporting                                       |                     | 23,000                        |
| Purchased Services: Employee Assistance Program                         | 3,325               | 3,325                         |
| Purchased Services: Copier Maintenance & Services                       | 500                 | 500                           |
| Comm Web: Creative Cloud & Applitrack                                   | 840                 | 25,840                        |
| Books: Professional HR Laws                                             |                     | 200                           |
| Supplies: Data Cards for Employee ID Cards                              | 380                 | 380                           |
| Supplies: Recruitment                                                   | 5,000               | 10,000                        |
| Supplies: Office                                                        | 7,588               | 7,600                         |
| Supplies: Office (Supply Closet)                                        | 6,750               | 6,750                         |
| Supplies:Substitute Training (SubManager & SubREady kits)               | 0                   |                               |
| Travel                                                                  | 4,550               | 9,550                         |
| Travel: Recruitment                                                     | 5,000               | 7,500                         |
| Total                                                                   | \$80,183            | \$155,895                     |

***FY20 Approved Budget***  
***Expenditures by Department***

***Office of Strategy & Innovation***  
***Chief of Strategy & Innovation***

| Item                                                     | 2018-2019<br>Budget | 2019-2020<br>Requested Amount |
|----------------------------------------------------------|---------------------|-------------------------------|
| Software: Choice Program Registration - Automated System | 5,000               | 5,000                         |
| Supplies: General Supplies                               | 5,000               | 5,000                         |
| Purchased Services: Additional Assistance Registration   | 7,000               | 7,000                         |
|                                                          |                     |                               |
|                                                          |                     |                               |
|                                                          |                     |                               |
| Total                                                    | \$17,000            | \$17,000                      |



| <i><b>FY20 Approved Budget</b></i>              |                     | <i><b>Office of Strategy &amp; Innovation</b></i> |
|-------------------------------------------------|---------------------|---------------------------------------------------|
| <i><b>Expenditures by Department</b></i>        |                     | <i><b>Community Relations</b></i>                 |
| Item                                            | 2018-2019<br>Budget | 2019-2020<br>Requested Amount                     |
| Communication: Other Advertisements             | 5,500               | 5,500                                             |
| Dues/Fees: Memberships                          | 6,000               | 6,000                                             |
| Other: Printing                                 | 30,000              | 30,000                                            |
| Periodicals                                     | 400                 | 400                                               |
| Professional Services                           | 15,000              | 15,000                                            |
| Software: Rapid Communication System (websites) | 47,000              | 47,000                                            |
| Supplies: Office                                | 2,600               | 2,600                                             |
| Travel                                          | 3,000               | 3,000                                             |
|                                                 |                     |                                                   |
| Total                                           | \$109,500           | \$109,500                                         |

| <i><b>FY20 Approved Budget</b></i>       |                     | <i><b>Office of Strategy &amp; Innovation</b></i> |
|------------------------------------------|---------------------|---------------------------------------------------|
| <i><b>Expenditures by Department</b></i> |                     | <i><b>Strategic Planning</b></i>                  |
| Item                                     | 2018-2019<br>Budget | 2019-2020<br>Requested Amount                     |
| Other: Facilitator                       | 1,000               | 1,000                                             |
| Supplies: Office                         | 1,000               | 1,000                                             |
| Travel                                   | 1,000               | 1,000                                             |
| Other Expenditures                       | 1,000               | 1,000                                             |
|                                          |                     |                                                   |
|                                          |                     |                                                   |
|                                          |                     |                                                   |
| Total                                    | \$4,000             | \$4,000                                           |

***FY20 Approved Budget******Office of Teaching and Learning******Expenditures by Department******Chief Academic Officer***

| Item                                               | 2018-2019<br>Budget | 2019-2020<br>Requested Amount |
|----------------------------------------------------|---------------------|-------------------------------|
| Dues/Fees                                          | 1,500               | 1,500                         |
| Equipment: Science Labs (4 Elementary)             |                     |                               |
| Expendable Equipment                               | 400                 | 400                           |
| Periodicals                                        | 200                 | 200                           |
| Purchased Services: Professional/Contract Services | 10,000              | 7,400                         |
| Supplies: Office                                   | 500                 | 1,500                         |
| Supplies: Printing                                 | 4,200               | 4,000                         |
| Travel                                             | 1,200               | 3,000                         |
|                                                    |                     |                               |
| Total                                              | \$18,000            | \$18,000                      |

| <i><b>FY20 Approved Budget</b></i>                                  |        | <i><b>Office of Teaching &amp; Learning</b></i> |                  |
|---------------------------------------------------------------------|--------|-------------------------------------------------|------------------|
| <i><b>Expenditures by Department</b></i>                            |        | <i><b>Curriculum</b></i>                        |                  |
|                                                                     |        | 2018-2019                                       | 2019-2020        |
| Item                                                                | Grades | Budget                                          | Requested Amount |
| Books: Language Arts                                                | K      | 0                                               |                  |
| Books: Language Arts                                                | 1-3    | 0                                               |                  |
| Books: Language Arts                                                | 4-5    | 0                                               |                  |
| Books: Language Arts                                                | 9-12   | 0                                               | 1000             |
| Books: Language Arts                                                | 6-8    | 0                                               |                  |
| Books: Foreign Language                                             | 9-12   |                                                 | 1250             |
| Books: Fine Arts                                                    | 1-3    | 0                                               |                  |
| Books: Fine Arts                                                    | 4-5    | 0                                               |                  |
| Books: Fine Arts                                                    | 6-8    | 0                                               | 2500             |
| Books: Fine Arts                                                    | 9-12   | 0                                               | 2500             |
| Books: Mathematics                                                  | K      | 0                                               |                  |
| Books: Mathematics                                                  | 1-3    | 0                                               |                  |
| Books: Mathematics                                                  | 4-5    | 0                                               |                  |
| Books: Mathematics                                                  | 6-8    | 0                                               |                  |
| Books: Mathematics                                                  | 9-12   | 0                                               |                  |
| Books: Social Studies                                               | 1-3    | 0                                               |                  |
| Books: Social Studies                                               | 4-5    | 0                                               |                  |
| Books: Social Studies                                               | K      | 0                                               |                  |
| Books: Social Studies                                               | 6-8    | 0                                               |                  |
| Books: Social Studies                                               | 9-12   | 0                                               |                  |
| Books: Science                                                      | 6-8    | 0                                               | 500              |
| Books: Science                                                      | 9-12   | 100                                             | 100              |
| Books: Staff/Office                                                 |        | 5,000                                           | 6,000            |
| Computer Software: Early Star Renewal / Universal Screener D&I K-12 | K-3    | 513,984                                         | 348,433          |
| Dues & Fees: Fine Arts                                              |        | 1,200                                           | 1,950            |
| Dues & Fees: Social Studies Content                                 |        | 2,900                                           | 4,400            |
| Dues & Fees: Math Content                                           |        | 5,700                                           | 6,200            |
| Dues & Fees: Science Content                                        |        | 3,600                                           | 3,600            |
| Dues & Fees: Chemventory                                            | 9-12   |                                                 | 2,505            |
| Dues & Fees: ELA Content                                            |        | 3,600                                           | 5,100            |
| Dues/Fees: Science - Online Renewal Twigg RCHS                      |        | 0                                               |                  |
| Dues/Fees: SAT Prep - HS                                            | 9-12   | 0                                               |                  |
| Dues/Fees: Language Arts - ELA Schools online access                | 1-3    | 1,150                                           |                  |
| Comm Web: Language Arts - ELA Schools online access                 | 4-5    | 700                                             |                  |
| Dues/Fees: Math                                                     | 1-3    | 1,600                                           | 1,600            |
| Comm Web: Languages                                                 | 9-12   | 225                                             | 1,500            |
| Dues/Fees: Curriculum                                               |        | 1,500                                           | 4,200            |
| Dues/Fees: Health/PE                                                |        |                                                 | 1,500            |
| Expendable Equipment: Fine Arts                                     | 4-5    | 0                                               |                  |

|                                                                        |          |        |        |
|------------------------------------------------------------------------|----------|--------|--------|
| Expendable Equipment: Fine Arts                                        | 6-8      | 500    | 500    |
| Expendable Equipment: Fine Arts                                        | 9-12     | 1,000  | 1,000  |
| Expendable Equipment: Math Manipulatives - Math 24                     | 4-5      | 500    |        |
| Expendable Equipment: Science                                          | 6-8/9-12 | 1,850  | 4,850  |
| Expendable Equipment: C & I Office                                     |          | 1,000  | 1,000  |
| Periodicals: Language Arts                                             | 6-8      | 0      |        |
| Periodicals: Language Arts                                             | 1-3      | 0      |        |
| Periodicals: Fine Arts                                                 | 4-5      | 0      |        |
| Periodicals: Social Studies                                            | 1-3      | 0      |        |
| Purchased Services: ELA                                                |          | 14,750 | 16,200 |
| Purchased Services: Math                                               |          | 11,900 | 20,400 |
| Purchased Services: Science                                            |          | 13,000 | 30,000 |
| Purchased Services: Social Studies                                     |          | 5,500  | 10,500 |
| Purchased Services: Admin-Progress Testing & Saxon Handwriting         |          | 4,000  | 12,000 |
| Purchased Services: Chemical Waste Disposal (for science labs)         |          | 10,000 | 15,000 |
| Purchased Services: Fine Arts, Chorus, Honors Bands                    |          | 1,200  | 3,550  |
| Repair and Maintenance: Science (equipment repair)                     | 9-12     | 3,500  | 4,000  |
| Supplies: Fine Arts                                                    | 1-2-3    | 3,350  | 3,400  |
| Supplies: Fine Arts                                                    | 6-8      | 2,600  | 3,100  |
| Supplies: Fine Arts                                                    | 9-12     | 1,700  | 1,900  |
| Supplies: Fine Arts Chorus, Elem Honors Materials                      | 4-5      | 2,560  | 2,560  |
| Supplies: Fine Arts Upper Elementary                                   | 4-5      |        |        |
| Supplies: Language Arts - Handwriting Supplies & Reading/Math Manip    | 6-8      | 0      |        |
| Supplies: Language Arts - Handwriting Supplies & Reading/Math Manip    | 4-5      | 0      |        |
| Supplies: Language Arts - Handwriting Supplies & Reading/Math Manip    | K        | 600    |        |
| Supplies: Language Arts - Foreign Language Materials                   | 9-12     | 0      | 150    |
| Supplies: Language Instructional Materials                             | 1-3      | 0      |        |
| Supplies: Math Trainings                                               |          | 0      | 2,000  |
| Supplies: K-5 Training/Curriculum                                      |          | 0      | 2,000  |
| Supplies: Math Manipulatives Materials                                 | K        | 0      |        |
| Supplies: Math Manipulatives Materials                                 | 1-2-3    | 0      |        |
| Supplies: Math Manipulatives Materials                                 | 9-12     | 0      | 500    |
| Supplies: New Kindergarten and PreK Materials                          | P-K      | 3,000  | 7,000  |
| Supplies: Office Supplies                                              |          | 3,000  | 3,000  |
| Supplies: Physical Education Materials - EXP EQ                        | 4-5      | 5,050  | 5,050  |
| Supplies: Physical Education Materials - EXP EQ                        | 6-8      | 2,000  | 2,000  |
| Supplies: Physical Education Materials - EXP EQ                        | 9-12     | 1,500  | 1,500  |
| Supplies: Printing                                                     |          | 11,800 | 11,000 |
| Supplies: Science Instructional Materials                              | 6-8      | 3,500  | 3,500  |
| Supplies: Science Instructional Materials                              | 9-12     | 2,700  | 2,700  |
| Supplies: Social Studies Instructional Materials                       | K        | 0      |        |
| Supplies: Social Studies Instructional Materials                       | 6-8      | 0      | 1,000  |
| Supplies: Social Studies Instructional Materials                       | 9-12     | 0      |        |
| Comm Web: Web Based Subscriptions - First in Math (Math24)/Keyboarding |          | 74,437 |        |

|                                                                                                                                                          |  |           |           |
|----------------------------------------------------------------------------------------------------------------------------------------------------------|--|-----------|-----------|
| Comm Web: Web Based Subscriptions - Keyboarding w/o Tears ELA<br>Classlink & Pearson Realize                                                             |  |           | 74,236    |
| Travel: ELA                                                                                                                                              |  | 4,000     | 5,000     |
| Travel: Science                                                                                                                                          |  | 3,700     | 6,600     |
| Travel: Math                                                                                                                                             |  | 6,700     | 6,500     |
| Travel: Social Studies                                                                                                                                   |  | 2,700     | 4,250     |
| Travel: Fine Arts                                                                                                                                        |  | 200       |           |
| Travel: Health/PE                                                                                                                                        |  |           | 1,500     |
| Travel *                                                                                                                                                 |  | 1,500     | 3,000     |
| Bus Drivers: Fine Arts/Bands, Science Fairs                                                                                                              |  |           | 3,500     |
| Other Expenditures: Purchased Services for Health & PE                                                                                                   |  | 4,000     |           |
| Purchased Services: Write Score                                                                                                                          |  | 0         |           |
| Purchased Services: Outside Training Facilitator - Health/PE, World<br>Lang Ed, Reading Wonders, Fine Arts Training, Learners Advan., and<br>DBQ Project |  | 13,900    | 36,800    |
| Professional Development: Stipend Fine Arts                                                                                                              |  | 4,690     | 5,000     |
| Professional Development: Subs Fine Arts                                                                                                                 |  | 0         | 1,000     |
| Professional Development: Stipend Social Studies                                                                                                         |  | 6,700     | 6,500     |
| Professional Development: Subs Social Studies                                                                                                            |  | 10,720    | 6,500     |
| Professional Development: Stipend ELA                                                                                                                    |  | 4,020     | 9,000     |
| Professional Development: Subs ELA                                                                                                                       |  | 6,030     | 9,500     |
| Professional Development: Stipend Science                                                                                                                |  | 9,380     | 10,000    |
| Professional Development: Stipend Science - Burton                                                                                                       |  | 8,040     | 8,040     |
| Professional Development: Subs Science                                                                                                                   |  | 6,700     | 22,000    |
| Professional Development: Stipend Math                                                                                                                   |  | 6,700     | 6,700     |
| Professional Development: Subs Math                                                                                                                      |  | 5,360     | 5,360     |
| Professional Development: Stipend Admin                                                                                                                  |  | 6,700     | 6,700     |
| Professional Development: Subs Admin                                                                                                                     |  | 1,340     | 1,300     |
| Total                                                                                                                                                    |  | \$840,836 | \$805,184 |

| <i><b>FY20 Approved Budget</b></i>                             |       | <i><b>Office of Teaching and Learning</b></i> |                  |
|----------------------------------------------------------------|-------|-----------------------------------------------|------------------|
| <i><b>Expenditures by Department</b></i>                       |       | <i><b>Textbooks</b></i>                       |                  |
|                                                                |       | 2018-2019                                     | 2019-2020        |
| Item                                                           | Grade | Budget                                        | Requested Amount |
| Kindergarten - Growth and Replacement                          | K     | 27,997                                        | 27,997           |
| Kindergarten Supplies                                          |       | 1,080                                         |                  |
| Primary - Growth and Replacement                               | 1-3   | 69,516                                        | 68,857           |
| Periodicals - USA Studies Weekly all RCPS grade 3 students     | 1-3   | 9,563                                         | 26,584           |
| Primary Supplies                                               | 1-3   | 3,700                                         | 3,700            |
| Comm Web - USA Test Prep                                       | 1-3   | 4,400                                         | 8,800            |
| Upper Elementary - Growth and Replacement                      | 4-5   | 5,000                                         | 5,000            |
| Dues & Fees: Math 4-5 GSE Mathematics                          | 4-5   | 12,750                                        | 17,710           |
| Periodicals - USA Studies Weekly all RCPS students grade 4 & 5 | 4-5   | 19,125                                        | 20,448           |
| Upper Elementary Supplies                                      | 4-5   | 1,900                                         | 1,500            |
| Middle - Growth and Replacement                                | 6-8   | 33,264                                        | 33,291           |
| Comm Web: Braining Camp, USA Test Prep, Learn Smart            | 6-8   | 16,986                                        | 17,708           |
| High School - Growth and Replacement/RVC G & R                 | 9-12  | 25,000                                        | 12,500           |
| Comm Web : HS USA Test Prep, Learn Smart, Science, SS, Spanish | 9-12  | 12,000                                        | 8,850            |
| Dues & Fees: Coord Algebra                                     | 9-12  | 0                                             |                  |
| High School Vocational Labs: Career, Technical/Agricultural    | 9-12  | 27,411                                        | 27,411           |
| Special Ed Group I                                             |       | 8,376                                         | 1,000            |
| Special Ed Group II                                            |       | 3,969                                         | 0                |
| Special Ed Group III                                           |       | 26,240                                        | 24,040           |
| Dues & Fees: Special Ed Math Redbird K-8                       |       | 18,000                                        | 10,000           |
| Comm Web K-5 Web Based Subscriptions                           | K-5   | 4,637                                         | 4,637            |

| <i><b>FY20 Approved Budget</b></i>                             |       | <i><b>Office of Teaching and Learning</b></i> |                  |
|----------------------------------------------------------------|-------|-----------------------------------------------|------------------|
| <i><b>Expenditures by Department</b></i>                       |       | <i><b>Textbooks</b></i>                       |                  |
|                                                                |       | 2018-2019                                     | 2019-2020        |
| Item                                                           | Grade | Budget                                        | Requested Amount |
| 6-12 Web Based Subscriptions                                   | 6-12  | 45,557                                        | 52,242           |
| Dues & Fees: District K-12 Web Based Subscriptions             | K-12  | 35,000                                        | 26,686           |
| Periodicals: Social Studies Weekly                             | 1     |                                               | 8,415            |
| (New) Other Expenditures:                                      |       |                                               |                  |
| Textbooks: First in Math (Moving from Admin to Textbook)       |       |                                               | 31,815           |
| Periodicals: Social Studies Weekly                             | 2     |                                               | 8,415            |
| Textbooks: Reading Wonders K Literature Series                 | K     |                                               | 142,552          |
| Textbooks: Science Instructional Resources                     | 3-5   |                                               | 188,434          |
| Dues & Fees: Achieve 3000 (Moving from Admin to D&F)           | 3-5   |                                               | 114,760          |
| Rosetta Stone -- World Languages K-5 Pilot Schools             | K-5   |                                               | 54,069           |
| Dues & Fees: DBQ Online Access, Language                       | 6-8   |                                               | 1,500            |
| Science Instructional Resources, 6 yr Digital Subscription     | 6-7   |                                               | 127,733          |
| Achieve 3000 Gr 9 (Move from Admin to Dues & Fees)             | 9     |                                               | 59,836           |
| Supplies: HS Foreign Language Head Phones                      | 9-12  |                                               | 3,000            |
| Textbooks: American Popular Music                              | 9-12  |                                               | 3,061            |
| Textbooks: Chemistry                                           | 9-12  |                                               | 0                |
| Textbooks: AP Environmental; The Science Behind the Stories    | 9-12  |                                               | 0                |
| Textbooks: AP Physics 1 & AP Physics 2; A Strategic Approach   | 9-12  |                                               | 0                |
| Textbooks: AP Physics C - Physics for Scientists and Engineers | 9-12  |                                               | 7,929            |
| Textbooks: Earth System                                        | 9-12  |                                               | 4,165            |
| Conceptual Physics Workbook                                    | 9-12  |                                               | 10,547           |



| <i><b>FY20 Approved Budget</b></i>                                            |       | <i><b>Office of Teaching and Learning</b></i> |                  |
|-------------------------------------------------------------------------------|-------|-----------------------------------------------|------------------|
| <i><b>Expenditures by Department</b></i>                                      |       | <i><b>Textbooks</b></i>                       |                  |
|                                                                               |       | 2018-2019                                     | 2019-2020        |
| Item                                                                          | Grade | Budget                                        | Requested Amount |
| Textbooks: American Government; My Democracy                                  | 9-12  |                                               | 36,442           |
| Textbooks: World History Survey                                               | 9-12  |                                               | 0                |
| Textbooks: AP World Civilizations; The Global Experience                      | 9-12  |                                               | 37,222           |
| Textbooks: Us History Survey                                                  | 9-12  |                                               | 88,225           |
| Textbooks: Economics                                                          | 9-12  |                                               | 82,846           |
| Textbooks: Psychology                                                         | 9-12  |                                               | 0                |
| Textbooks: Sociology; A Down-to-Earth Approach                                | 9-12  |                                               | 0                |
| Textbooks: The Practice of Statistics; AP Statistics Resources                | 9-12  |                                               | 15,360           |
| Textbooks: AP Government in America; People, Politics & Policy                | 9-12  |                                               | 43,749           |
| Textbooks: AP Computer Science Java (RMSST)                                   | 9-12  |                                               | 2,500            |
|                                                                               |       |                                               |                  |
|                                                                               |       |                                               |                  |
| Other Expenditures:                                                           |       |                                               |                  |
| Digital Subscription with Learn Smart - Science                               | 5     | 36,975                                        |                  |
| Conceptual Physics - Conceptual Physics 12th Edition                          | 9-12  | 76,902                                        |                  |
| AP Biology - Instructional Resources with Mastering Biology + eText           | 9-12  | 21,568                                        |                  |
| AP Chemistry - AP Student Edition with Mastering Chemistry + eText            | 9-12  | 14,173                                        |                  |
| Environmental Science - Student Edition + Digital Courseware Student License  | 9-12  | 113,840                                       |                  |
| American Gov't: Democracy in Action - renewal of online student subscriptions | 9-12  | 122,708                                       |                  |
| AP World History - Textbooks                                                  | 9-12  | 42,454                                        |                  |
| AP Us History - Textbooks                                                     | 9-12  | 45,150                                        |                  |

| <i>FY20 Approved Budget</i>       |       | <i>Office of Teaching and Learning</i> |                  |
|-----------------------------------|-------|----------------------------------------|------------------|
| <i>Expenditures by Department</i> |       | <i>Textbooks</i>                       |                  |
|                                   |       |                                        |                  |
|                                   |       | 2018-2019                              | 2019-2020        |
| Item                              | Grade | Budget                                 | Requested Amount |
| AP Economics - Textbooks          | 9-12  | 26,713                                 |                  |
| AP Psychology - Textbooks         | 9-12  | 38,000                                 |                  |
| AP Art History - Textbooks        | 9-12  | 8,025                                  |                  |
| AP Human Geography - Textbooks    | 9-12  | 4,604                                  |                  |
| Total                             |       | \$962,583                              | \$1,471,536      |

| <i><b>FY20 Approved Budget</b></i>                                                   |                     | <i><b>Office of Teaching &amp; Learning</b></i> |
|--------------------------------------------------------------------------------------|---------------------|-------------------------------------------------|
| <i><b>Expenditures by Department</b></i>                                             |                     | <i><b>Innovative Programs</b></i>               |
| Item                                                                                 | 2018-2019<br>Budget | 2019-2020<br>Requested Amount                   |
| Supplies - High School Honors Curriculum                                             | 400                 | 400                                             |
| Supplies - PC Center                                                                 | 5,000               | 5,000                                           |
| Dues/Fees - Competitions and Teacher Registration (K-12)                             | 2,500               | 2,500                                           |
| Instructional Materials Gifted (Grades 6-12)                                         | 4,000               | 4,000                                           |
| Testing Supplies - Gifted                                                            | 8,000               | 8,000                                           |
| Middle School Honors Supplies - Used to Create Curriculum (\$400)                    | 400                 | 400                                             |
| Middle School Honors Supplies - Supplies, Novels, Informational Text                 |                     |                                                 |
| Purchased Services: Contracted Services (GHP Interviews)                             | 500                 | 700                                             |
| Travel: Gifted Teachers                                                              | 5,000               | 5,000                                           |
| Supplies - Enrichment Camp                                                           | 3,000               | 3,000                                           |
| Printing - Enrichment Camp                                                           | 200                 | 200                                             |
| Dues/Fees - Academic Team Fees                                                       | 1,500               | 1,500                                           |
| Travel: Academic Rigor                                                               | 2,000               | 2,000                                           |
| Dues/Fees - Training for Teachers at Avid Sites                                      | 21,000              | 36,000                                          |
| Travel: AVID Summer Institute                                                        |                     | 20,000                                          |
| Travel: AP Teachers                                                                  | 5,000               | 5,000                                           |
| Dues/Fees - AP Capstone Teachers/Academic Rigor Coordinator (AP Course Registration) | 8,000               | 8,000                                           |
| Supplies for AVID AP Students                                                        | 11,200              | 11,200                                          |
| Other: Teacher stipends for advanced programs @ secondary level                      | 2,500               | 2,500                                           |
|                                                                                      |                     |                                                 |
| Total                                                                                | \$80,200            | \$115,400                                       |

***FY20 Approved Budget******Office of Teaching & Learning******Expenditures by Department******Assessment & Accountability***

| Item                                           | 2018-2019<br>Budget | 2019-2020<br>Requested Budget |
|------------------------------------------------|---------------------|-------------------------------|
| Supplies: Testing: K-8                         | 169,000             | 155,400                       |
| Supplies: Testing: Aptitude (SAT/ACT, etc)     |                     |                               |
| Purchased Services - Content Experts for CFA's |                     | 10,000                        |
| Purchased Services - Shredding                 | 1,000               | -                             |
| Books: PLC Study                               |                     | 700                           |
| Postage                                        | 100                 | 100                           |
| Travel                                         | 5,000               | 8,000                         |
| Supplies - General                             | 700                 | -                             |
| Printing - Pupil Services                      | 100                 | -                             |
| Dues & Fees                                    | 300                 | 2,000                         |
|                                                |                     |                               |
| Total                                          | \$176,200           | \$176,200                     |

***FY20 Approved Budget******Office of Teaching and Learning******Expenditures by Department******Learning Support***

| Item                                                                  | 2018-2019<br>Budget | 2019-2020<br>Requested Amount |
|-----------------------------------------------------------------------|---------------------|-------------------------------|
| Books                                                                 | 265                 | 265                           |
| Computers                                                             | 2,500               | 2,500                         |
| Dues/Fees                                                             | 8,000               | 8,000                         |
| Equipment Rental: Hospital/Homebound                                  | 475                 | 475                           |
| Expendable Equipment: Hospital/Homebound                              | 2,500               | 2,500                         |
| Other: Work Based Learning                                            | 6,700               | 6,700                         |
| Periodicals                                                           | 1,000               | 1,000                         |
| Purchased Services: Contracted Services (Non-Employees)Speech & OT/PT | 250,000             | 550,000                       |
| Repair and Maintenance: ADA Compliance                                | 1,450               | 1,450                         |
| Supplies: H/H, LS Dept office, GAA Prep, READY Program                | 12,000              | 12,000                        |
| Supplies: Printing                                                    | 650                 | 650                           |
| Travel                                                                | 34,000              | 38,000                        |
| Travel: Reimbursement for Contracted Services                         | 1,000               | 1,000                         |
| Bus Driver Salaries - \$2,000                                         | 2,000               | 2,000                         |
|                                                                       |                     |                               |
| Total                                                                 | \$322,540           | \$626,540                     |

| <i><b>FY20 Approved Budget</b></i>                                    |  |                     | <i><b>Office of Teaching &amp; Learning</b></i>        |  |  |
|-----------------------------------------------------------------------|--|---------------------|--------------------------------------------------------|--|--|
| <i><b>Expenditures by Department</b></i>                              |  |                     | <i><b>Student &amp; Community Support Services</b></i> |  |  |
|                                                                       |  |                     |                                                        |  |  |
| Item                                                                  |  | 2018-2019<br>Budget | 2019-2020<br>Requested Amount                          |  |  |
| Dues/Fees - Conferences                                               |  | 10,000              | 10,000                                                 |  |  |
| Expendable Equipment                                                  |  | 1,000               | 10,500                                                 |  |  |
| Postage                                                               |  | 300                 | 300                                                    |  |  |
| Printing                                                              |  | 750                 | 750                                                    |  |  |
| Repair and Maintenance: Calibrating of Audiometers                    |  | 1,000               | 1,000                                                  |  |  |
| Supplies: Test, Career Center, Training, Office (Increase for STARS)  |  | 30,650              | 35,650                                                 |  |  |
| Travel                                                                |  | 10,000              | 10,000                                                 |  |  |
|                                                                       |  |                     |                                                        |  |  |
| STARS: Mental Health Services - \$300,000 Includes Contract Psych Svc |  | 335,799             | 362,800                                                |  |  |
|                                                                       |  |                     |                                                        |  |  |
| Total                                                                 |  | \$389,499           | \$431,000                                              |  |  |

***FY20 Approved Budget***  
***Expenditures by Department***

***Office of Teaching and Learning***  
***ESOL***

| Item                                                              | 2018-2019<br>Budget | 2019-2020<br>Requested Amount |
|-------------------------------------------------------------------|---------------------|-------------------------------|
| Books: Literature on Variety of Levels                            | 2,000               | 2,000                         |
| Dues/Fees: Registration                                           | 500                 | 500                           |
| Expendable Equipment: Headphones/Hand-held Mics for Rosetta Stone | 1,500               | 2,000                         |
| Purchased Services: Employees                                     | 750                 | 750                           |
| Purchased Services: Interpreters                                  | 985                 |                               |
| Software: Content Areas and Second Language Acquisition           | 500                 |                               |
| Supplies: Instructional                                           | 3,500               | 2,385                         |
| Supplies: Printing                                                | 500                 | 500                           |
| Travel                                                            | 4,500               | 4,500                         |
| Comm Web: Lexia                                                   |                     | 850                           |
| Personnel:                                                        |                     |                               |
| Substitutes                                                       | 500                 | 500                           |
|                                                                   |                     |                               |
| Total                                                             | \$15,235            | \$13,985                      |

| Item                                   | 2018-2019<br>Budget | 2019-2020<br>Requested Amount |
|----------------------------------------|---------------------|-------------------------------|
| Expendable Equipment                   | 2,800               | 2,800                         |
| Periodicals                            | 250                 | 250                           |
| Purchased Services: Non-employee OT/PT | 38,850              | 38,850                        |
| Supplies                               | 2,950               | 2,950                         |
|                                        |                     |                               |
|                                        |                     |                               |
| Total                                  | \$44,850            | \$44,850                      |



***FY20 Approved Budget******Office of Teaching & Learning******Expenditures by Department******Career Technical***

| Item                                                                      | 2018-2019<br>Budget | 2019-2020<br>Requested Amount |
|---------------------------------------------------------------------------|---------------------|-------------------------------|
| Computer Software: Admin Software - Support HS & MS as Needed             | 12,500              | 12,500                        |
| Dues/Fees                                                                 | 750                 | 750                           |
| Dues/Fees: ECP Consortium                                                 | 2,000               | 2,000                         |
| Expendable Equipment: Technology @ HHS                                    | 2,500               | 2,500                         |
| Expendable Equipment: Technology @ RCA                                    | 8,000               | 9,500                         |
| Expendable Equipment: Audio/Visual Lab @ SHS                              | 3,000               | 3,000                         |
| Expendable Equipment: Video Production @CMS                               | 1,500               | 1,500                         |
| Supplies: YAP/Internships & Workstudy at Four High Schools                | 9,000               | 9,000                         |
| Postage: Youth Apprenticeships/Internships/Work-Study @ Four High Schools | 1,000               | 1,000                         |
| Purchased Services - SHS Live Streaming Fees                              | 5,000               | 5,000                         |
| Purchased Services -ECP End of Pathway Assessments                        | 12,500              | 12,500                        |
| Travel: ECP Consortium                                                    | 1,000               | 1,000                         |
| Expendable Equipment: ECP Consortium                                      | 2,000               | 2,000                         |
| Supplies: ECP Consortium                                                  | 850                 | 850                           |
| Repair and Maintenance: CTAE Labs @ all MS & HS                           | 8,000               | 8,000                         |
| Supplies: Office                                                          | 2,025               | 2,025                         |
| Supplies: Five Labs @ CMS                                                 | 4,250               | 5,750                         |
| Supplies: Three Labs @ DMS                                                | 3,750               | 5,250                         |
| Supplies: Four Labs @ EMS                                                 | 5,250               | 6,750                         |
| Supplies: Two Labs @ MMS                                                  | 2,250               | 2,250                         |
| Supplies: Six Labs @ HHS                                                  | 5,000               | 5,000                         |
| Supplies: Six Labs @ RCHS                                                 | 5,750               | 5,750                         |

***FY20 Approved Budget******Office of Teaching & Learning******Expenditures by Department******Career Technical***

| Item                                   | 2018-2019<br>Budget | 2019-2020<br>Requested Amount |
|----------------------------------------|---------------------|-------------------------------|
| Supplies: Seven Labs @ SHS             | 3,000               | 3,000                         |
| Supplies: Two Labs @ OC                | 650                 | 650                           |
| Supplies: Twenty Four Labs @ RCA       | 49,500              | 51,000                        |
| Travel - CTAE Administration           | 1,500               | 1,500                         |
| Travel - CTAE Fuel for FFA & MCJROTC   | 14,000              | 14,000                        |
| Travel - CTAE Driver for FFA & MCJROTC | 2,600               | 2,600                         |
| Total                                  | \$169,125           | \$176,625                     |

***FY20 Approved Budget***  
***Expenditures by Department***

***Office of Teaching and Learning***  
***Early Learning***

| Item                                                             | 2018-2019<br>Budget | 2019-2020<br>Requested Amount |
|------------------------------------------------------------------|---------------------|-------------------------------|
| Dues/Fees - Registrations and Admissions for PK Field Trips      |                     | 1,800                         |
| Dues/Fees - NAEYC Accreditation Fee                              | 1,450               | 650                           |
| Site License - WSO Assessments, Registration                     | 1,450               | 600                           |
| Supplies: Supplies for Kindergarten Roundup                      | 3,950               | 3,300                         |
| Supplies: ELC Classroom - Basic Supplies                         |                     | 900                           |
| Materials: Compliance for NAEYC                                  | 2,500               | 2,500                         |
| Salaries: Bus Drivers for PK Field Trips (Moved From Curriculum) | 1,000               | 700                           |
| Gasoline: Field Trips for 12 PK Programs (Moved From Curriculum) | 1,000               | 1,000                         |
|                                                                  |                     |                               |
| Total                                                            | \$11,350            | \$11,450                      |

***FY20 Approved Budget***  
***Expenditures by Department***

***Office of Teaching and Learning***  
***Advanced Education***

| Item                                                 | 2018-2019<br>Budget | 2019-2020<br>Requested Amount |
|------------------------------------------------------|---------------------|-------------------------------|
| Dues/Fees                                            | 21,050              | 22,550                        |
| Travel                                               | 1,000               | 1,000                         |
| Purchased Services: AdvanceED Engagement Review Team | 650                 | 0                             |
| Other Expenditures: Engagement Review Team           | 6,000               | 0                             |
|                                                      |                     |                               |
| Total                                                | \$28,700            | \$23,550                      |
|                                                      |                     |                               |

***FY20 Approved Budget***  
***Expenditures by Department***

***Office of Teaching & Learning***  
***Professional Learning***

| Item                                                                                   | 2018-2019<br>Budget | 2019-2020<br>Requested Amount |
|----------------------------------------------------------------------------------------|---------------------|-------------------------------|
| Books: Endorsements & E Libraries                                                      | 6,000               | 8,000                         |
| Dues Fees                                                                              | 13,000              | 13,000                        |
| Expendable Computer Equipment: SWIVL                                                   | 0                   |                               |
| Purchased Services: Training Consultants                                               | 88,980              | 94,000                        |
| Web Based License                                                                      | 18,034              | 18,034                        |
| School Allocations: School Choice P/L                                                  | 118,500             | 118,500                       |
| Supplies                                                                               | 10,850              | 10,850                        |
| Rental of Land or Building                                                             | 0                   | 4,500                         |
| Travel                                                                                 | 11,000              | 11,000                        |
| Employees to Teach Gifted AP, Mentoring Programs, and School Law, and Courses for PLUs | 0                   |                               |
| Professional Development Stipends                                                      | 6,500               | 6,500                         |
| Substitutes for Strategic Initiatives                                                  | 1,305               | 1,305                         |
|                                                                                        |                     |                               |
| Total                                                                                  | \$274,169           | \$285,689                     |

***FY20 Approved Budget***  
***Expenditures by Department***

***Office of Teaching & Learning***  
***Virtual Campus***

| Item                                               | 2018-2019<br>Budget | 2019-2020<br>Requested Amount |
|----------------------------------------------------|---------------------|-------------------------------|
| Computer Equipment: Fees for Bandwith Server/Modem | 33,673              | 33,673                        |
| Software Licenses                                  | 3,500               | 3,500                         |
| Postage                                            | 600                 | 0                             |
| Printing                                           | 1,000               | 1,000                         |
| Dues & Fees - Professional Learning                | 3,000               | 3,000                         |
| Supplies                                           | 2,500               | 2,500                         |
| Travel                                             | 2,500               | 2,500                         |
| Books                                              | 0                   | 600                           |
| Dues & Fees - SAT Prep Site License                | 5,000               | 5,000                         |
| Total                                              | \$51,773            | \$51,773                      |

***FY20 Approved Budget******Office of School Safety & Student Affairs******Expenditures by Department******Chief Officer of School Safety & Student Affairs***

| Item                                                  | 2018-2019<br>Budget | 2019-2020<br>Requested Amount |
|-------------------------------------------------------|---------------------|-------------------------------|
| Dues/Fees                                             | 2,000               | 2,000                         |
| Expendable Equipment                                  | 0                   |                               |
| Periodicals                                           | 450                 | 450                           |
| Printing                                              | 500                 | 500                           |
| Supplies: Support Services                            | 4,000               | 4,000                         |
| Travel                                                | 3,000               | 3,000                         |
| Books - Supplemental Materials for Executive Director | 1,000               | 1,000                         |
| Purchased Services:                                   | 5,000               | 5,000                         |
|                                                       |                     |                               |
| Total                                                 | \$15,950            | \$15,950                      |

| <i><b>FY20 Approved Budget</b></i>                                 |                     | <i><b>Office Of School Safety &amp; Student Affairs</b></i> |
|--------------------------------------------------------------------|---------------------|-------------------------------------------------------------|
| <i><b>Expenditures by Department</b></i>                           |                     | <i><b>School Safety &amp; Security</b></i>                  |
| Item                                                               | 2018-2019<br>Budget | 2019-2020<br>Requested Amount                               |
| Expendable Equipment: Minor Inventory Purchases to Sustain CHOICES | 3,000               | 3,000                                                       |
| Website/Software License: C Cure Access Control                    |                     | 3,000                                                       |
| Books: Bullying Prevention (2 ES and 2 MS Locations)               |                     | 8,000                                                       |
| Professional Services: CHAMPS Program Instructor                   | 10,000              | 5,000                                                       |
| Professional Services: GREAT Program Instructor                    | 18,000              | 9,000                                                       |
| Purchased Services: Court Reporting                                | 10,000              | 10,000                                                      |
| Supplies: CHOICES/Fresh Start/Connect                              | 4,000               | 4,000                                                       |
| Travel: Department                                                 | 12,000              | 12,000                                                      |
| STARS: Conferences for P&I Specialists                             | 5,000               | 5,000                                                       |
| Security - Rival Athletic Events                                   | 44,000              | 73,000                                                      |
|                                                                    |                     |                                                             |
| Total                                                              | \$106,000           | \$132,000                                                   |



| <i><b>FY20 Approved Budget</b></i>              |                     | <i><b>Office of School Safety &amp; Student Affairs</b></i> |
|-------------------------------------------------|---------------------|-------------------------------------------------------------|
| <i><b>Expenditures by Department</b></i>        |                     | <i><b>Athletic Trainer</b></i>                              |
| Item                                            | 2018-2019<br>Budget | 2019-2020<br>Requested Amount                               |
| Books for Training Room                         | 30                  | 30                                                          |
| Dues/Fees                                       | 1,000               | 1,000                                                       |
| Purchased Services: Lay Coaches                 | 40,000              | 40,000                                                      |
| Purchased Services: Rehab/Equipment Maintenance | 44,970              | 44,970                                                      |
| Purchased Services: Equipment Calibration       |                     |                                                             |
| Supplies, First Aid: Athletic Training Room     | 25,000              | 25,000                                                      |
| Supplies, First Aid: Middle and High Schools    |                     |                                                             |
| Supplies: Office                                |                     |                                                             |
| Travel                                          | 2,000               | 2,000                                                       |
| Expendable Equipment: Maintenance of AED & OE   | 27,000              | 27,000                                                      |
|                                                 |                     |                                                             |
| Total                                           | \$140,000           | \$140,000                                                   |

| <i><b>FY20 Approved Budget</b></i>                     |                     | <i><b>Office of School Safety &amp; Student Affairs</b></i> |
|--------------------------------------------------------|---------------------|-------------------------------------------------------------|
| <i><b>Expenditures by Department</b></i>               |                     | <i><b>Student Relations</b></i>                             |
| Item                                                   | 2018-2019<br>Budget | 2019-2020<br>Requested Amount                               |
| Supplies - General Office                              | 5,000               | 5,000                                                       |
| Purchased Services - facility rental for PBIS training | 2,000               | 2,000                                                       |
| Travel - Mileage                                       | 2,500               | 2,500                                                       |
| Travel - SR Director                                   | 3,500               | 3,500                                                       |
| Travel - PBIS Leadership Forum for School Admin        | 3,000               | 3,000                                                       |
| Expendable Equipment - Printers                        | 0                   | 0                                                           |
| Printing                                               | 1,200               | 1,200                                                       |
| Books - Behavior Management                            | 1,500               | 1,500                                                       |
| Dues & Fees - Membership fees, conference fees         | 3,000               | 6,000                                                       |
| Computer Software                                      | 11,800              | 11,800                                                      |
| Other - Fingerprinting                                 | 2,500               | 2,500                                                       |
|                                                        |                     |                                                             |
| Total                                                  | \$36,000            | \$39,000                                                    |

***FY20 Approved Budget******Office of Financial Services******Expenditures by Department******Chief Financial Officer***

| Item                                           | 2018-2019<br>Budget | 2019-2020<br>Requested Amount |
|------------------------------------------------|---------------------|-------------------------------|
| Dues/Fees                                      | 1,825               | 5,000                         |
| Meeting Expense Reimbursement                  | 250                 | 0                             |
| Other Expenditures: PPA Allocation for Schools | 87,447              | 86,836                        |
| Periodicals                                    | 0                   | 0                             |
| Supplies: Office                               | 500                 | 500                           |
| Supplies: Printing                             | 200                 | 0                             |
| Technology: Software Upgrades                  | 0                   | 0                             |
| Travel                                         | 2,900               | 4,000                         |
| Purchased Services : VEBA Audit                | 10,300              | 20,000                        |
|                                                |                     |                               |
| Travel: Principals                             | 4,750               | 4,750                         |
| Dues/Fees: Principals                          | 4,750               | 4,750                         |
|                                                |                     |                               |
| Total                                          | \$112,922           | \$125,836                     |

***FY20 Approved Budget***  
***Expenditures by Department***

***Office of Financial Services***  
***Business Services***

| Item                                                           | 2018-2019<br>Budget | 2019-2020<br>Requested Amount |
|----------------------------------------------------------------|---------------------|-------------------------------|
| Communication: Postage                                         | 20,000              | 20,000                        |
| Communication: Telephone and Data                              | 700,000             | 800,000                       |
| Dues/Fees                                                      | 3,000               | 2,500                         |
| Energy: Electricity                                            | 2,800,000           | 2,800,000                     |
| Energy: Natural Gas                                            | 300,000             | 250,000                       |
| Expendable Equipment: Copier and Scanner                       | 750                 | 750                           |
| Insurance                                                      | 650,000             | 675,000                       |
| Leases: West Avenue                                            | 370,000             | 370,000                       |
| Operating Transfers to Other Funds: Workers Comp               | 550,000             | 550,000                       |
| Periodicals                                                    | 550                 | 0                             |
| Legal Services: TAN                                            |                     | 15,000                        |
| Purchased Services: Annual Financial Audit & Actuarial Reports | 49,945              | 49,945                        |
| Purchased Services: EPES                                       | 1,800               | 3,200                         |
| Purchased Services: School Resource Officers                   | 253,511             | 253,511                       |
| Custodial Services                                             | 3,400,000           | 3,400,000                     |
| Supplies: Office                                               | 9,316               | 9,316                         |
| Travel                                                         | 3,500               | 4,000                         |
| Travel - Itinerant Teachers                                    | 4,000               | 4,000                         |
| Water and Sewer                                                | 675,000             | 700,000                       |
| Other Exp - TAN Interest                                       | 150,000             | 150,000                       |
| Total                                                          | \$9,941,372         | \$10,057,222                  |

***FY20 Approved Budget******Office of Financial Services******Expenditures by Department******Grant Services***

| Item             | 2018-2019<br>Budget | 2019-2020<br>Requested Amount |
|------------------|---------------------|-------------------------------|
| Dues/Fees        | 1,200               | 1,200                         |
| Supplies: Office | 300                 | 300                           |
| Travel           | 2,383               | 2,383                         |
| Books            | 700                 | 700                           |
| Total            | \$4,583             | \$4,583                       |

***FY20 Approved Budget***  
***Expenditures by Department***

***Office of Financial Services***  
***Purchasing/Warehouse***

| Item                                          | 2018-2019<br>Budget | 2019-2020<br>Requested Amount |
|-----------------------------------------------|---------------------|-------------------------------|
| Dues/Fees                                     | 750                 | 750                           |
| Expendable Equipment: Furniture for Growth    | 64,000              | 55,171                        |
| Expendable Equipment: K-12 Furniture          |                     |                               |
| Purchased Services: Courier Service           | 41,300              | 41,300                        |
| Purchased Services: Fixed Assets Maintenance  |                     |                               |
| Rental: Portable Trailers                     | 5,000               | 5,000                         |
| Repair and Maintenance: Copiers               | 75,000              | 45,000                        |
| Repair and Maintenance: General               |                     |                               |
| Repair and Maintenance: IKON Corporation      |                     |                               |
| Repair and Maintenance: Pest Control Services | 30,000              | 30,000                        |
| Repair and Maintenance: Waste/Recycle         | 121,171             | 242,100                       |
| Supplies: Office                              | 5,100               | 5,100                         |
| Supplies: Uniforms                            | 200                 | 200                           |
| Travel                                        | 1,800               | 1,800                         |
|                                               |                     |                               |
| Total                                         | \$344,321           | \$426,421                     |

***FY20 Approved Budget***  
***Expenditures by Department***

***Office of Financial Services***  
***System Memberships***

| Item                                                    | 2018-2019<br>Budget | 2019-2020<br>Requested Amount |
|---------------------------------------------------------|---------------------|-------------------------------|
| Dues/Fees: GSBA eSolutions                              | 48,450              | 48,450                        |
| Dues/Fees: Georgia School Boards Association            |                     |                               |
| Dues/Fees: Georgia School Superintendents Association   |                     |                               |
| RESA Fees: Metro Regional Education Service Association | 12,000              | 12,000                        |
|                                                         |                     |                               |
| Total                                                   | \$60,450            | \$60,450                      |

**FY20 Approved Budget****Office of Operational Services****Expenditures by Department****Facilities**

| Item                                                                                       | 2018-2019<br>Budget | 2019-2020<br>Requested Amount |
|--------------------------------------------------------------------------------------------|---------------------|-------------------------------|
| Computer License: Schooldude Yearly Service Cost                                           | 12,000              | 14,000                        |
| Dues/Fees                                                                                  | 3,000               | 3,000                         |
| Travel: Maintenance Department                                                             |                     | 0                             |
| Expendable Equipment: Facilities Repair Parts                                              | 25,000              | 25,000                        |
| Expendable Equipment: Fire Extinguishers                                                   | 6,500               | 6,500                         |
| Expendable Equipment: Leaf Vacuum                                                          | 7,000               | 6,000                         |
| Expendable Equipment: Miscellaneous Tools for Shop                                         |                     |                               |
| Expendable Equipment: Weedeaters                                                           |                     |                               |
| Expendable Equipment: Major Equipment and Parts                                            | 35,000              | 25,000                        |
| Expendable Equipment: Replacement Parts for Security Systems                               | 10,000              | 10,000                        |
| Other: Uniform Rental Maintenance Department                                               | 9,260               | 12,000                        |
| Professional Services: Asbestos Sampling                                                   | 10,625              | 10,625                        |
| Professional Services: Burglar Alarm Monitoring/Repair                                     | 12,000              | 12,000                        |
| Rental of Equipment and Vehicles: Maintenance Department                                   | 5,500               | 6,000                         |
| Repair and Maintenance: Building Maintenance                                               | 40,000              | 40,000                        |
| Repair and Maintenance: Facilities Grounds                                                 | 5,000               | 5,000                         |
| Repair and Maintenance: Fire Alarm Repairs                                                 | 16,000              | 16,000                        |
| Repair and Maintenance: Heating/Air Filter Maintenance                                     | 54,000              | 55,700                        |
| Repair and Maintenance: Inspection Boilers/Elevators                                       | 7,500               | 7,500                         |
| Repair and Maintenance: Inspection Elementary Playground Equipment                         | 12,000              | 5,000                         |
| Repair and Maintenance: Inspection Fire Extinguishers (includes servicing)/Fire Sprinklers | 14,000              | 14,000                        |
| Repair and Maintenance: Inspection Kitchen Fire Hood Extinguisher System                   | 6,500               | 6,500                         |
| Repair and Maintenance: Maintaining System Power Generators                                | 10,000              | 10,000                        |
| Repair and Maintenance: Service Contract Energy Management (ALC)                           | 20,000              | 20,000                        |
| Repair and Maintenance: Water Meter Back Flow Testing                                      | 6,000               | 6,000                         |
| Repair and Maintenance: Water Treatment All Schools                                        | 25,000              | 25,750                        |
| Supplies: Building Maintenance for System                                                  | 114,142             | 200,000                       |
| Supplies: Grounds Maintenance, Wood Chips for Safe Fall Areas at Elementary                | 23,000              | 23,000                        |
| Supplies: Maintenance Shop                                                                 | 1,000               | 1,000                         |
| Supplies: Office                                                                           | 1,000               | 1,000                         |
| Supplies: Paint for Parking Lot Striping of System Facilities                              | 1,500               | 5,000                         |
| Supplies: Printing                                                                         | 500                 | 500                           |
| Supplies: Admin                                                                            | 200                 | 200                           |
| Supplies: Repairs Grounds Equipment                                                        | 2,000               | 2,000                         |
| Supplies: System Facilities Grounds Maintenance                                            | 750                 | 750                           |



**FY20 Approved Budget****Office of Operational Services****Expenditures by Department****Facilities**

| Item                                                                     | 2018-2019<br>Budget | 2019-2020<br>Requested Amount |
|--------------------------------------------------------------------------|---------------------|-------------------------------|
| Expendable Equipment: Stadiums Gas Blower for Cleaning Fields            | 4,000               | 4,000                         |
| Expendable Equipment: Stadiums Push Lawn Mower                           |                     |                               |
| Expendable Equipment: Stadiums Security Lights                           |                     |                               |
| Expendable Equipment: Stadiums Stenciling                                |                     |                               |
| Repair and Maintenance: Stadiums, Bleacher Maintenance (FY16 - \$18,150) | 12,500              | 12,500                        |
| Supplies: Stadiums                                                       | 8,000               | 8,000                         |
| Supplies: Stadiums, Equipment Repairs and Maintenance                    |                     |                               |
| Supplies: Stadiums, Field Line Paint                                     |                     |                               |
| Supplies: Stadiums, Field Maintenance                                    |                     |                               |
| Supplies: Stadiums, Field Roller and Aerator                             |                     |                               |
| Supplies: Stadiums, Gravel Under Bleachers                               |                     |                               |
| Repair and Maintenance: Septic Tank Pumping (LES, GRDMS)                 | 21,000              | 21,000                        |
| Repair and Maintenance: Septic Tank Pumping (PSE, JHH )                  | 30,000              | 30,000                        |
| Repair and Maintenance: PSE Elevator Maintenance                         |                     | 3,000                         |
| Repair and Maintenance: CMS Football Field Maintenance                   | 750                 | 750                           |
| Repair and Maintenance: CMS Seasonal Ant Treatment                       | 550                 | 550                           |
| Repair and Maintenance: CMS Refinishing Gymnasium Floor                  | 2,000               | 2,000                         |
| Repair and Maintenance: EMS Football Field Maintenance                   | 750                 | 750                           |
| Repair and Maintenance: CMS Seasonal Ant Treatment                       | 550                 | 550                           |
| Repair and Maintenance: EMS Refinishing Gymnasium Floor                  | 2,000               | 2,000                         |
| Repair and Maintenance: HHS Refinishing Gymnasium Floor                  | 2,500               | 2,500                         |
| Repair and Maintenance: RCA Elevator Maintenance                         | 4,000               | 3,000                         |
| Repair and Maintenance: RCHS Elevator Maintenance                        | 4,000               | 3,000                         |
| Repair and Maintenance: RCHS Refinishing Gymnasium Floor                 | 2,500               | 2,500                         |
| Repair and Maintenance: GRDM Football Field Maintenance                  | 750                 | 750                           |
| Repair and Maintenance: CMS Seasonal Ant Treatment                       | 550                 | 550                           |
| Repair and Maintenance: GRDM Drainage Field/Well Testing                 | 18,000              | 18,000                        |

***FY20 Approved Budget******Office of Operational Services******Expenditures by Department******Facilities***

| Item                                                               | 2018-2019<br>Budget | 2019-2020<br>Requested Amount |
|--------------------------------------------------------------------|---------------------|-------------------------------|
| Repair and Maintenance: GRDM Refinishing Gymnasium Floor           | 2,000               | 2,000                         |
| Repair and Maintenance: GRDM Treatment Plant Operations            | 0                   |                               |
| Repair and Maintenance: SHS Elevator Maintenance                   | 4,000               | 3,000                         |
| Repair and Maintenance: SHS Refinishing Gymnasium Floor            | 2,500               | 2,500                         |
| Repair and Maintenance: MMS Football Field Maintenance             | 750                 | 750                           |
| Repair and Maintenance: CMS Seasonal Ant Treatment                 | 550                 | 550                           |
| Repair and Maintenance: MMS Refinishing Gymnasium Floor            | 2,000               | 2,000                         |
| Repair and Maintenance: JHH Treatment Plant Chemicals and Supplies | 7,800               | 7,800                         |
| Repair and Maintenance: JHH Treatment Plant Operations             | 0                   |                               |
| Total                                                              | \$629,977           | \$709,025                     |

***FY20 Approved Budget******Office of Operational Services******Expenditures by Department******Transportation***

| Item                                                                        | 2018-2019<br>Budget | 2019-2020<br>Requested Amount |
|-----------------------------------------------------------------------------|---------------------|-------------------------------|
| Bus Drivers: Training   CPR/First Aid                                       | 500                 | 500                           |
| Bus Drivers: Training   New Drivers                                         | 16,320              | 16,320                        |
| Dues/Fees                                                                   | 3,470               | 3,470                         |
| Dues/Fees: Training Mechanic                                                | 400                 | 400                           |
| Energy: Fuel                                                                | 1,000,000           | 1,000,000                     |
| Expendable Equipment: Assistive Devices                                     | 1,500               | 1,500                         |
| Expendable Equipment: Tools                                                 | 1,500               | 1,500                         |
| Expendable Equipment: Two-Way Radios                                        | 3,200               | 3,200                         |
| Other Rentals: Uniforms                                                     | 5,407               | 6,247                         |
| Professional Services: Physical Exams                                       | 10,603              | 10,603                        |
| Professional Services: Testing Drug/Alcohol                                 | 9,038               | 9,288                         |
| Repair and Maintenance: Outside Services Performed on Buses/Support Vehicle | 82,000              | 82,000                        |
| Repair and Maintenance: Software Maintenance                                | 86,729              | 93,725                        |
| Repair and Maintenance: Video Cameras on Buses                              | 1,250               | 1,250                         |
| Supplies: Computer                                                          | 2,000               |                               |
| Supplies: Fleet, Batteries                                                  | 5,130               | 7,200                         |
| Supplies: Fleet, Tires                                                      | 218,768             | 218,768                       |
| Supplies: Office                                                            | 2,000               | 2,000                         |
| Supplies: Repair Parts                                                      | 230,000             | 250,000                       |
| Supplies: Shop                                                              | 6,820               | 6,820                         |
| Supplies: Training                                                          | 0                   |                               |

|                                                    |                |                |
|----------------------------------------------------|----------------|----------------|
| Training: Transportation Employees Safety Training | 22,780         | 22,780         |
|                                                    |                |                |
| Salaries: Other -                                  | 0              |                |
| Salaries: Three-tier Route Overage                 | 0              |                |
| Total                                              | \$1,709,415.00 | \$1,737,571.00 |

| <i><b>FY20 Approved Budget</b></i>                                              |           | <i><b>Office of Technology</b></i> |
|---------------------------------------------------------------------------------|-----------|------------------------------------|
| <i><b>Expenditures by Department</b></i>                                        |           | <i><b>Technology Services</b></i>  |
|                                                                                 | 2018-2019 | 2019-2020                          |
| Item                                                                            | Budget    | Requested Amount                   |
| A-V Materials: Projector Bulbs for 21st Century Classrooms                      | 90,000    | 90,000                             |
| Computer Equipment: Servers to Run Network Applications                         | 25,000    | 25,000                             |
| Computers: New Desktops                                                         | 20,000    | 150,000                            |
| Dues /Fees: Computer Software - Adobe                                           | 7,000     | 7,000                              |
| Dues /Fees: Computer Software - EKG Program for RCA                             | 0         |                                    |
| Dues/Fees: Conference                                                           | 10,000    | 10,000                             |
| Dues/Fees: Design Academy 2012 Support Fee                                      | 0         |                                    |
| Comm Web: Destiny Support                                                       | 48,000    | 48,000                             |
| Comm Web: Edgenuity                                                             | 41,000    | 41,000                             |
| Comm Web: CPI Tool                                                              | 0         | 2,650                              |
| Comm Web: SWARM - Social Worker Tool                                            | 0         | 5,750                              |
| Comm Web: Munis License Support Fee                                             |           | 0                                  |
| Comm Web: Nettekker                                                             | 26,000    | 0                                  |
| Dues/Fees: Training   Technical                                                 | 17,000    | 40,000                             |
| Dues/Fees: Wireless Equipment Support Fees                                      | 25,000    | 25,000                             |
| Comm Web: Curriculum Management License & Support Fee - School Net              | 108,000   | 108,000                            |
| Comm Web: Data Warehouse License Support Fee                                    | 40,000    | 52,000                             |
| Comm Web: Infinite Campus                                                       | 177,690   | 191,000                            |
| Comm Web: SafeMail Monitoring Program for Student Email                         | 7,500     | 7,500                              |
| Comm Web: Synchronization Program for Employee & Students Into Active Directory | 11,000    | 11,000                             |
| Comm Web: Plagiarism Program - Check Student Work for Plagiarism                | 8,000     | 8,000                              |
| Comm Web: Learning Mgmt System for Learning Reimagined                          | 90,510    | 90,510                             |
| Expendable Equipment: FAX Replacement                                           | 3,000     | 3,000                              |
| Expendable Computer Equipment: Parts for printers, computers, projectors        | 55,000    | 55,000                             |
| Expendable Computer Equipment: Printers                                         | 41,300    | 41,300                             |
| Professional Services: Consulting Services (Programming)                        | 20,000    | 20,000                             |

|                                                                                     |             |             |
|-------------------------------------------------------------------------------------|-------------|-------------|
| Repair and Maintenance: Computer Network                                            | 46,283      | 46,283      |
| Repair and Maintenance: FAX Machines                                                | 1,000       | 1,000       |
| Dues/Fees: Mitel VOIP                                                               | 25,513      | 29,500      |
| Dues/Fees: Translation OLR                                                          | 2,000       | 5,500       |
| Dues/Fees: Infinite Campus Grade Passback                                           | 15,000      | 15,000      |
| Repair and Maintenance: Telephones                                                  | 58,100      | 58,100      |
| Comm Web: Brainpop                                                                  | 25,000      | 25,000      |
| Comm Web: BrightBytes Survey                                                        | 37,000      | 46,000      |
| Dues/Fees: Translation OLR for Active Cloud Presence and Disaster Recovery in Cloud | 0           | 12,000      |
| Dues/Fees: Firewall License Agreement                                               | 20,000      | 20,000      |
| Dues/Fees: Identification Card Software Program                                     | 16,000      | 16,000      |
| Comm Web: Internet Filter                                                           | 73,658      | 73,658      |
| Comm Web: Microsoft School Agreement - 350,000 (E-Rate)                             | 350,000     | 350,000     |
| Software: Server/San Warranty                                                       | 20,000      | 20,000      |
| Software: Spam License Agreement                                                    | 18,907      | 18,907      |
| Comm Web: Survey Monkey                                                             | 2,000       | 2,000       |
| Software: Verisign Certificates - Web Certificates                                  | 6,000       | 6,000       |
| Software: Veritas Commvault Data Backup License Agreements                          | 24,600      | 24,600      |
| Comm Web: Virus Protection Software                                                 | 15,000      | 15,000      |
| Software: ZetaFAX Software                                                          | 1,500       | 1,500       |
| Supplies                                                                            | 41,000      | 41,000      |
| Travel                                                                              | 10,000      | 10,000      |
| Total                                                                               | \$1,679,561 | \$1,868,758 |

***FY20 Approved Budget***

***Barksdale Elementary***

***Expenditures by School***

| Item                | 2018-2019<br>Budget | 2019-2020<br>Requested Amount |
|---------------------|---------------------|-------------------------------|
| Lawn Care           | 8,000               | 11,000                        |
| Per Pupil Allotment | 36,197              | 34,795                        |
|                     |                     |                               |
| Total               | \$44,197            | \$45,795                      |

***FY20 Approved Budget******C.J. Hicks Elementary******Expenditures by School***

| Item                             | 2018-2019<br>Budet | 2019-2020<br>Requested Amount |
|----------------------------------|--------------------|-------------------------------|
| Lawn Care                        | 11,100             | 11,500                        |
| Dual Language Immersion Supplies | 13,500             | 13,500                        |
|                                  |                    |                               |
| Per Pupil Allotment              | 65,676             | 66,978                        |
| Total                            | \$90,276           | \$91,978                      |



***FY20 Approved Budget***  
***Expenditures by School***

---

***Flat Shoals Elementary***

| Item                | 2018-2019<br>Budget | 2019-2020<br>Requested Amount |
|---------------------|---------------------|-------------------------------|
| Lawn Care           | 15,200              | 15,200                        |
| Per Pupil Allotment | 46,239              | 46,047                        |
|                     |                     |                               |
| Total               | \$61,439            | \$61,247                      |

***FY20 Approved Budget***  
***Expenditures by School***

---

***Honey Creek Elementary***

| Item                | 2018-2019<br>Budget | 2019-2020<br>Requested Amount |
|---------------------|---------------------|-------------------------------|
| Lawn Care           | 9,300               | 13,300                        |
| Per Pupil Allotment | 39,853              | 38,390                        |
|                     |                     |                               |
| Total               | \$49,153            | \$51,690                      |

***FY20 Approved Budget  
Expenditures by School***

***Hightower Trail Elementary***

| Item                | 2018-2019<br>Budget | 2019-2020<br>Requested Amount |
|---------------------|---------------------|-------------------------------|
| Lawn Care           | 11,900              | 11,900                        |
| Per Pupil Allotment | 39,285              | 39,030                        |
|                     |                     |                               |
| Total               | \$51,185            | \$50,930                      |

***FY20 Approved Budget***  
***Expenditures by School***

---

***J. H. House Elementary***

| Item                | 2018-2019<br>Budget | 2019-2020<br>Requested Amount |
|---------------------|---------------------|-------------------------------|
| Lawn Care           | 8,000               | 9,500                         |
| Per Pupil Allotment | 49,020              | 45,319                        |
|                     |                     |                               |
| Total               | \$57,020            | \$54,819                      |

***FY20 Approved Budget******Lorraine Elementary******Expenditures by School***

| Item                | 2018-2019<br>Budget | 2019-2020<br>Requested Amount |
|---------------------|---------------------|-------------------------------|
| Lawn Care           | 5,100               | 6,100                         |
| Per Pupil Allotment | 45,033              | 41,986                        |
|                     |                     |                               |
| Total               | \$50,133            | \$48,086                      |

***FY20 Approved Budget***  
***Expenditures by School***

---

***Peek's Chapel Elementary***

| Item                | 2018-2019<br>Budget | 2019-2020<br>Requested Amount |
|---------------------|---------------------|-------------------------------|
| Lawn Care           | 14,700              | 16,000                        |
| Per Pupil Allotment | 41,837              | 40,689                        |
|                     |                     |                               |
| Total               | \$56,537            | \$56,689                      |

---

***FY20 Approved Budget***  
***Expenditures by School***

---

***Pine Street Elementary***

| Item                | 2018-2019<br>Budget | 2019-2020<br>Requested Amount |
|---------------------|---------------------|-------------------------------|
| Lawn Care           | 12,600              | 13,600                        |
| Per Pupil Allotment | 43,399              | 44,428                        |
|                     |                     |                               |
| Total               | \$55,999            | \$58,028                      |

***FY20 Approved Budget***  
***Expenditures by School***

---

***Shoal Creek Elementary***

| Item                | 2018-2019<br>Budget | 2019-2020<br>Requested Amount |
|---------------------|---------------------|-------------------------------|
| Lawn Care           | 15,500              | 15,500                        |
| Per Pupil Allotment | 47,195              | 48,535                        |
|                     |                     |                               |
| Total               | \$62,695            | \$64,035                      |

---



***FY20 Approved Budget***  
***Expenditures by School***

---

***Sims Elementary***

| Item                | 2018-2019<br>Budget | 2019-2020<br>Requested Amount |
|---------------------|---------------------|-------------------------------|
| Lawn Care           | 8,500               | 11,500                        |
| Per Pupil Allotment | 35,266              | 35,202                        |
|                     |                     |                               |
| Total               | \$43,766            | \$46,702                      |

| <i><b>FY20 Approved Budget</b></i>            |                     | <i><b>Conyers Middle</b></i>  |
|-----------------------------------------------|---------------------|-------------------------------|
| <i><b>Expenditures by School</b></i>          |                     |                               |
| Item                                          | 2018-2019<br>Budget | 2019-2020<br>Requested Amount |
| Lawn Care                                     | 11,200              | 11,200                        |
| Repair and Maintenance: Instrument<br>Repairs | 2,850               | 2,850                         |
| Per Pupil Allotment                           | 61,095              | 67,882                        |
|                                               |                     |                               |
| Total                                         | \$75,145            | \$81,932                      |

***FY20 Approved Budget***  
***Expenditures by School***

---

***General Ray Davis Middle***

| Item                                          | 2018-2019<br>Budget | 2019-2020<br>Requested Amount |
|-----------------------------------------------|---------------------|-------------------------------|
| Lawn Care                                     | 12,150              | 11,800                        |
| Repair and Maintenance: Instrument<br>Repairs | 6,000               | 6,000                         |
| Per Pupil Allotment                           | 71,543              | 71,970                        |
|                                               |                     |                               |
| Total                                         | \$89,693            | \$89,770                      |

***FY20 Approved Budget***  
***Expenditures by School***

***Edwards Middle***

| Item                                          | 2018-2019<br>Budget | 2019-2020<br>Requested Amount |
|-----------------------------------------------|---------------------|-------------------------------|
| Lawn Care                                     | 10,900              | 11,550                        |
| Repair and Maintenance: Instrument<br>Repairs | 2,850               | 2,850                         |
| Per Pupil Allotment                           | 64,111              | 63,420                        |
|                                               |                     |                               |
| Total                                         | \$77,861            | \$77,820                      |

***FY20 Approved Budget***  
***Expenditures by School***

---

***Memorial Middle***

| Item                                          | 2018-2019<br>Budget | 2019-2020<br>Requested Amount |
|-----------------------------------------------|---------------------|-------------------------------|
| Lawn Care                                     | 11,550              | 11,550                        |
| Repair and Maintenance: Instrument<br>Repairs | 2,850               | 2,850                         |
| Per Pupil Allotment                           | 52,360              | 51,166                        |
|                                               |                     |                               |
| Total                                         | \$66,760            | \$65,566                      |

***FY20 Approved Budget***  
***Expenditures by School***

***Heritage High***

| Item                                                | 2018-2019<br>Budget | 2019-2020<br>Requested Amount |
|-----------------------------------------------------|---------------------|-------------------------------|
| Equipment Repair: Band                              | 4,000               | 6,000                         |
| Lawn Care                                           | 15,050              | 15,050                        |
| Professional Services: Extra-Curricular<br>Security | 20,000              | 27,000                        |
| Contracted Voice & Dance Teachers                   | 30,000              | 30,000                        |
| Other: Summer Transportation Athletics              | 5,000               | 5,000                         |
| Per Pupil Allotment                                 | 89,729              | 88,312                        |
|                                                     |                     |                               |
| Total                                               | \$163,779           | \$171,362                     |

***FY20 Approved Budget***  
***Expenditures by School***

***Rockdale County High***

| Item                                   | 2018-2019<br>Budget | 2019-2020<br>Requested Amount |
|----------------------------------------|---------------------|-------------------------------|
| Equipment Repair: Band                 | 2,500               | 4,000                         |
| Supplies: Band                         | 1,500               | 2,000                         |
| Lawn Care                              | 15,500              | 18,500                        |
| Other: Extracurricular Security        | 20,000              | 27,000                        |
| Other: Summer Transportation Athletics | 5,000               | 5,000                         |
| Per Pupil Allotment                    | 93,987              | 89,779                        |
|                                        |                     |                               |
| Total                                  | \$138,487           | \$146,279                     |

***FY20 Approved Budget******Salem High******Expenditures by School***

| Item                                    | 2018-2019<br>Budget | 2019-2020<br>Requested Amount |
|-----------------------------------------|---------------------|-------------------------------|
| Equipment Repair: Band                  | 4,000               | 6,000                         |
| Lawn Care                               | 7,000               | 11,000                        |
| Professional Services: Extra-Curricular | 20,000              | 27,000                        |
| Other: Summer Transportation Athletics  | 5,000               | 5,000                         |
| Per Pupil Allotment                     | 66,445              | 65,084                        |
|                                         |                     |                               |
| Total                                   | \$102,445           | \$114,084                     |



***FY20 Approved Budget******Rockdale Career Academy******Expenditures by School***

| Item                                 | 2018-2019<br>Budget | 2019-2020<br>Requested Amount |
|--------------------------------------|---------------------|-------------------------------|
| Lawn Care                            | 12,000              | 15,500                        |
| Purchased Services - Premier Medical | 85,000              | 85,000                        |
|                                      |                     |                               |
| Per Pupil Allotment                  | 60,858              | 59,972                        |
|                                      |                     |                               |
| Total                                | \$157,858           | \$160,472                     |

***FY20 Approved Budget******Rockdale Magnet School******Expenditures by Department***

| Item                         | 2018-2019<br>Budget | 2019-2020<br>Requested Amount |
|------------------------------|---------------------|-------------------------------|
| Dues and Fees                | 13,000              | 7,500                         |
| Exp Equipment: Computer      | 2,000               | 2,000                         |
| Exp Equipment: Research Labs | 3,000               | 3,000                         |
| Fuel                         | 3,500               | 3,500                         |
| Postage                      | 500                 | 500                           |
| Travel                       | 8,000               | 8,000                         |
| Site Licenses                |                     | 5,500                         |
| Bus Drivers                  | 2,500               | 2,500                         |
| Other Salaries - \$24,075    |                     |                               |
|                              |                     |                               |
| Per Pupil Allotment          | 43,379              | 42,838                        |
|                              |                     |                               |
| Total                        | \$75,879            | \$75,338                      |

***FY20 Approved Budget******Rockdale Open Campus******Expenditures by School***

| Item                | 2018-2019<br>Budget | 2019-2020<br>Requested Amount |
|---------------------|---------------------|-------------------------------|
|                     |                     |                               |
| Per Pupil Allotment | 10,376              | 10,376                        |
|                     |                     |                               |
| Total               | \$10,376            | \$10,376                      |

***FY20 Approved Budget******Alpha School******Expenditures by School***

---

|                     | 2018-2019 | 2019-2020        |
|---------------------|-----------|------------------|
| Item                | Budget    | Requested Amount |
|                     |           |                  |
| Per Pupil Allotment | 5,481     | 5,481            |
|                     |           |                  |
| Total               | \$5,481   | \$5,481          |

|                                                                  |              |
|------------------------------------------------------------------|--------------|
| <b>Other Salaries FY2019-2020</b>                                |              |
|                                                                  |              |
| Administrative Assistants (3 asst. at HHS, RCHS, SHS & 2 at RCA) | 22,000       |
| Administrative Assistants ( 2 asst. at each MS)                  | 16,000       |
| Counselors/Clerical (240 hrs at HHS, RCHS and SHS)               | 21,600       |
| ES/MS Summer Clerical Assistance                                 | 30,000       |
| School Based Tutorial Programs (Safety Net)                      | 745,164      |
| Support Staff Personnel (High Summer School)                     | 5,000        |
| Teacher Salaries (Summer School - High)                          | 50,000       |
| Career Tech Extended Year Match                                  | Carl Perkins |
| Credit Recovery Teacher Slot                                     | 67,000       |
| Extended Year for (6) CTAE Instructors                           | 16,000       |
| Extended Day Slot for Agri-Science @ DMS                         | 7,000        |
| Transportation: WBL, Internships and Job Shadowing               | 10,000       |
| Substitutes: Certified                                           | 1,000,000    |
| Substitutes: Classified                                          | 130,000      |
| Substitutes: Drivers Pay                                         | 150,000      |
| Transportation Shuttles                                          | 527,454      |
| Stipends: Retainer Bus Drivers (5)                               | 13,500       |
| Three Tier Route Overage                                         | 677,160      |
| Teacher of Record and Essay Grader                               | 39,025       |
| Technology: DLS Summer                                           | 8,442        |
| Registration Temporary Help                                      | 8,600        |
| Virtual Campus: RVC                                              | 300,000      |
| SLO Development Stipends                                         | 3,000        |
| Security Assistance Personnel (SAP)                              | 20,000       |
| Extracurricular and Position Supplements                         | 691,145      |
| Teachers in Abeyance                                             | 61,335       |
| Magnet Teacher Stipends/Supplements                              | 24,075       |
|                                                                  |              |
| GRAND TOTAL                                                      | \$ 4,643,500 |

# **Rockdale County Public Schools**

**Salary Schedules**

**2019 – 2020**

**Dr. Terry O. Oatts  
Superintendent**

**Rockdale County**  
**Supplement Schedule for Certified Administrative Positions**  
**2019-2020**

1. Salaries for certified administrative staff will be computed as follows:

$$\frac{\text{State} + \text{Local}}{190} \times \text{Number of Days Worked} + (\text{Administrative Supplement})$$

- 230 days = All Principals, High School Assistant Principals, Executive Director, Directors, Coordinators;
  - 210 days = Middle School Assistant Principals;
  - 200 days = Elementary School Assistant Principals;
2. Administrative supplements are added as follows for responsibility and leadership:

|                                           |          |
|-------------------------------------------|----------|
| • Executive Director                      | \$ 8,000 |
| • Director                                | \$ 4,800 |
| • Magnet School Director                  | \$ 5,000 |
| • Coordinator                             | \$ 3,600 |
| • Elementary School Principals            | \$ 6,000 |
| • Middle School Principals (Open & Alpha) | \$ 8,000 |
| • High School Principals                  | \$11,000 |
| • Alpha School Principal                  | \$ 8,000 |
| • Middle / High Assistant Principals      | \$ 3,600 |
| • Elementary Assistant Principals         | \$ 1,800 |

**Rockdale County Public Schools**  
**CERTIFIED Administrative Salary Scales 2019 - 2020**

| <b>Step</b> | <b>Asst<br/>Superint</b> | <b>High Sch<br/>Principal</b> | <b>Midd/Alpha Prin<br/>Exec Dir</b> | <b>Elem Princ<br/>Dir/Magnet Dir</b> | <b>HS Asst Prin<br/>Coord.</b> | <b>MS Asst<br/>Principal</b> | <b>Elemen<br/>Asst Prin</b> |
|-------------|--------------------------|-------------------------------|-------------------------------------|--------------------------------------|--------------------------------|------------------------------|-----------------------------|
| <b>A</b>    | \$ 90,828                | \$ 79,931                     | \$ 76,405                           | \$ 70,528                            | \$ 67,002                      | \$ 63,475                    | \$ 59,950                   |
|             |                          |                               |                                     |                                      |                                |                              |                             |
| <b>B</b>    | \$ 93,828                | \$ 82,931                     | \$ 79,405                           | \$ 73,528                            | \$ 70,002                      | \$ 66,475                    | \$ 62,950                   |
|             |                          |                               |                                     |                                      |                                |                              |                             |
| <b>C</b>    | \$ 96,463                | \$ 85,249                     | \$ 81,622                           | \$ 75,573                            | \$ 71,945                      | \$ 68,315                    | \$ 64,688                   |
|             |                          |                               |                                     |                                      |                                |                              |                             |
| <b>D</b>    | \$ 99,173                | \$ 87,634                     | \$ 83,901                           | \$ 77,678                            | \$ 73,944                      | \$ 70,211                    | \$ 66,476                   |
|             |                          |                               |                                     |                                      |                                |                              |                             |
| <b>E</b>    | \$ 101,962               | \$ 90,090                     | \$ 86,247                           | \$ 79,843                            | \$ 76,001                      | \$ 72,160                    | \$ 68,317                   |
|             |                          |                               |                                     |                                      |                                |                              |                             |
| <b>F</b>    | \$ 104,833               | \$ 92,615                     | \$ 88,662                           | \$ 82,072                            | \$ 78,118                      | \$ 74,166                    | \$ 70,312                   |
|             |                          |                               |                                     |                                      |                                |                              |                             |
| <b>G</b>    | \$ 107,785               | \$ 95,213                     | \$ 91,145                           | \$ 84,366                            | \$ 80,295                      | \$ 76,229                    | \$ 72,161                   |
|             |                          |                               |                                     |                                      |                                |                              |                             |
| <b>H</b>    | \$ 110,951               | \$ 97,888                     | \$ 93,701                           | \$ 86,724                            | \$ 82,539                      | \$ 78,352                    | \$ 74,167                   |
|             |                          |                               |                                     |                                      |                                |                              |                             |
| <b>J</b>    | \$ 114,168               | \$ 100,640                    | \$ 96,332                           | \$ 89,153                            | \$ 84,846                      | \$ 80,538                    | \$ 76,230                   |
|             |                          |                               |                                     |                                      |                                |                              |                             |
| <b>K</b>    | \$ 117,479               | \$ 103,471                    | \$ 99,038                           | \$ 91,651                            | \$ 87,219                      | \$ 82,786                    | \$ 78,853                   |
|             |                          |                               |                                     |                                      |                                |                              |                             |
| <b>L</b>    | \$ 120,885               | \$ 106,385                    | \$ 101,823                          | \$ 94,222                            | \$ 89,662                      | \$ 85,099                    | \$ 80,540                   |
|             |                          |                               |                                     |                                      |                                |                              |                             |
| <b>M</b>    | \$ 124,392               | \$ 109,469                    | \$ 104,690                          | \$ 96,866                            | \$ 92,174                      | \$ 87,482                    | \$ 82,788                   |
|             |                          |                               |                                     |                                      |                                |                              |                             |
| <b>N</b>    | \$ 127,999               | \$ 112,643                    | \$ 107,639                          | \$ 99,590                            | \$ 94,761                      | \$ 89,930                    | \$ 85,100                   |
|             |                          |                               |                                     |                                      |                                |                              |                             |
| <b>P</b>    | \$ 131,710               | \$ 115,910                    | \$ 110,795                          | \$ 102,390                           | \$ 97,421                      | \$ 92,452                    | \$ 87,483                   |
|             |                          |                               |                                     |                                      |                                |                              |                             |
| <b>Q</b>    | \$ 135,530               | \$ 119,270                    | \$ 114,009                          | \$ 105,273                           | \$ 100,160                     | \$ 95,047                    | \$ 89,931                   |
|             |                          |                               |                                     |                                      |                                |                              |                             |
| <b>R</b>    | \$ 139,460               | \$ 122,729                    | \$ 117,315                          | \$ 108,291                           | \$ 102,976                     | \$ 97,715                    | \$ 92,453                   |
|             |                          |                               |                                     |                                      |                                |                              |                             |
| <b>S</b>    | \$ 143,644               | \$ 126,411                    | \$ 120,838                          | \$ 111,540                           | \$ 105,961                     | \$ 100,462                   | \$ 95,047                   |
|             |                          |                               |                                     |                                      |                                |                              |                             |
| <b>T</b>    | \$ 147,953               | \$ 130,203                    | \$ 124,460                          | \$ 114,886                           | \$ 109,140                     | \$ 103,386                   | \$ 97,809                   |
|             |                          |                               |                                     |                                      |                                |                              |                             |
| <b>U</b>    | \$ 152,529               | \$ 134,230                    | \$ 128,309                          | \$ 118,439                           | \$ 112,515                     | \$ 106,596                   | \$ 100,673                  |
|             |                          |                               |                                     |                                      |                                |                              |                             |
| <b>V</b>    | \$ 157,105               | \$ 138,257                    | \$ 132,158                          | \$ 121,992                           | \$ 115,890                     | \$ 109,794                   | \$ 103,693                  |

Actual placement will be based on experience level and highest degree.



**Rockdale County Public Schools**  
**CLASSIFIED - Administrative Salary Scales 2019-2020**

| Step | Assistant Superintendent | Executive Director | Director   | Coordinator |
|------|--------------------------|--------------------|------------|-------------|
| A    | \$ 90,828                | \$ 76,405          | \$ 70,528  | \$ 67,002   |
|      |                          |                    |            |             |
| B    | \$ 93,463                | \$ 78,622          | \$ 72,573  | \$ 68,945   |
|      |                          |                    |            |             |
| C    | \$ 96,173                | \$ 80,901          | \$ 74,678  | \$ 70,944   |
|      |                          |                    |            |             |
| E    | \$ 98,962                | \$ 83,247          | \$ 76,843  | \$ 73,001   |
|      |                          |                    |            |             |
| E    | \$ 101,833               | \$ 85,662          | \$ 79,072  | \$ 75,118   |
|      |                          |                    |            |             |
| F    | \$ 104,785               | \$ 88,145          | \$ 81,366  | \$ 77,295   |
|      |                          |                    |            |             |
| G    | \$ 107,824               | \$ 90,701          | \$ 83,724  | \$ 79,539   |
|      |                          |                    |            |             |
| H    | \$ 110,951               | \$ 93,332          | \$ 86,153  | \$ 81,846   |
|      |                          |                    |            |             |
| J    | \$ 114,168               | \$ 96,038          | \$ 88,651  | \$ 84,219   |
|      |                          |                    |            |             |
| K    | \$ 117,479               | \$ 98,823          | \$ 91,222  | \$ 86,662   |
|      |                          |                    |            |             |
| L    | \$ 120,885               | \$ 101,690         | \$ 93,866  | \$ 89,174   |
|      |                          |                    |            |             |
| M    | \$ 124,392               | \$ 104,639         | \$ 96,590  | \$ 91,761   |
|      |                          |                    |            |             |
| N    | \$ 127,999               | \$ 107,674         | \$ 99,390  | \$ 94,421   |
|      |                          |                    |            |             |
| P    | \$ 131,710               | \$ 110,795         | \$ 102,273 | \$ 97,160   |
|      |                          |                    |            |             |
| Q    | \$ 135,530               | \$ 114,009         | \$ 105,239 | \$ 99,976   |
|      |                          |                    |            |             |
| R    | \$ 139,460               | \$ 117,315         | \$ 108,291 | \$ 102,875  |
|      |                          |                    |            |             |
| S    | \$ 143,644               | \$ 120,835         | \$ 111,540 | \$ 105,961  |
|      |                          |                    |            |             |
| T    | \$ 147,953               | \$ 124,460         | \$ 114,886 | \$ 109,140  |
|      |                          |                    |            |             |
| U    | \$ 152,529               | \$ 128,309         | \$ 118,439 | \$ 112,515  |
|      |                          |                    |            |             |
| V    | \$ 157,105               | \$ 132,158         | \$ 121,992 | \$ 115,890  |

| FY20 RCPS SALARY SCHEDULE                                                                                                                  |                              |                           |             |             |             |             |             |             |             |             |             |
|--------------------------------------------------------------------------------------------------------------------------------------------|------------------------------|---------------------------|-------------|-------------|-------------|-------------|-------------|-------------|-------------|-------------|-------------|
| GEORGIA/ROCKDALE ANNUAL/MONTHLY SALARY SCHEDULE<br>FOR 10 MONTHS (190 DAYS) EMPLOYMENT<br>BASE EQUALS \$37,092.00<br>SCHOOL YEAR 2019-2020 |                              |                           |             |             |             |             |             |             |             |             |             |
| LEVEL                                                                                                                                      | EXPERIENCE<br>SALARY<br>STEP | LEVEL OF<br>CERTIFICATION |             |             |             |             |             |             |             |             |             |
|                                                                                                                                            |                              | T-1                       | T-2         | BT-4        | T-4         | BT-5        | T-5         | BT-6        | T-6         | BT-7        | T-7         |
| 0,1,2                                                                                                                                      | E                            | \$39,817.00               | \$40,763.00 | \$38,944.00 | \$41,712.00 | \$43,948.00 | \$47,334.00 | \$49,906.00 | \$53,333.00 | \$56,241.00 | \$59,063.00 |
| 3                                                                                                                                          | 1                            | \$40,956.00               | \$41,931.00 | \$38,944.00 | \$42,909.00 | \$45,214.00 | \$48,705.00 | \$51,357.00 | \$54,890.00 | \$57,888.00 | \$60,797.00 |
| 4                                                                                                                                          | 2                            | \$41,088.00               | \$42,064.00 | \$38,944.00 | \$43,040.00 | \$45,345.00 | \$48,836.00 | \$51,489.00 | \$55,022.00 | \$58,019.00 | \$60,929.00 |
| 5                                                                                                                                          | 3                            | \$42,095.00               | \$42,064.00 | \$38,944.00 | \$44,104.00 | \$46,480.00 | \$50,074.00 | \$52,807.00 | \$56,446.00 | \$59,534.00 | \$62,531.00 |
| 6                                                                                                                                          | 4                            | \$42,135.00               | \$43,099.00 | \$38,944.00 | \$44,104.00 | \$46,480.00 | \$50,074.00 | \$52,861.00 | \$56,502.00 | \$59,535.00 | \$62,594.00 |
| 7                                                                                                                                          | 5                            | \$42,136.00               | \$43,142.00 | \$38,944.00 | \$44,104.00 | \$46,480.00 | \$50,075.00 | \$52,861.00 | \$56,502.00 | \$59,535.00 | \$62,594.00 |
| 8                                                                                                                                          | 6                            | \$42,139.00               | \$43,142.00 | \$38,944.00 | \$44,821.00 | \$47,533.00 | \$51,077.00 | \$54,194.00 | \$57,311.00 | \$60,843.00 | \$63,272.00 |
| 9                                                                                                                                          | 7                            | \$43,176.00               | \$44,209.00 | \$38,944.00 | \$46,114.00 | \$48,910.00 | \$52,564.00 | \$55,777.00 | \$58,991.00 | \$62,623.00 | \$65,136.00 |
| 10                                                                                                                                         | 8                            | \$44,243.00               | \$45,309.00 | \$38,944.00 | \$47,404.00 | \$50,284.00 | \$54,047.00 | \$57,357.00 | \$60,667.00 | \$64,407.00 | \$66,997.00 |
| 11                                                                                                                                         | 9                            | \$45,413.00               | \$46,511.00 | \$38,944.00 | \$48,010.00 | \$50,754.00 | \$54,553.00 | \$57,896.00 | \$61,419.00 | \$65,015.00 | \$68,019.00 |
| 12                                                                                                                                         | 10                           | \$46,699.00               | \$47,830.00 | \$38,944.00 | \$49,870.00 | \$52,209.00 | \$56,642.00 | \$59,570.00 | \$63,790.00 | \$67,347.00 | \$70,620.00 |
| 13                                                                                                                                         | 11                           | \$47,958.00               | \$49,121.00 | \$38,944.00 | \$51,320.00 | \$54,122.00 | \$58,301.00 | \$61,525.00 | \$65,670.00 | \$69,337.00 | \$72,711.00 |
| 14                                                                                                                                         | 12                           | \$49,326.00               | \$50,526.00 | \$38,944.00 | \$52,793.00 | \$55,703.00 | \$59,990.00 | \$63,335.00 | \$67,585.00 | \$71,364.00 | \$74,840.00 |
| 15                                                                                                                                         | 13                           | \$50,653.00               | \$51,888.00 | \$38,944.00 | \$54,222.00 | \$57,215.00 | \$61,616.00 | \$65,058.00 | \$69,403.00 | \$73,292.00 | \$76,843.00 |
| 16                                                                                                                                         | 14                           | \$50,820.00               | \$52,055.00 | \$38,944.00 | \$54,391.00 | \$57,387.00 | \$61,791.00 | \$65,234.00 | \$69,586.00 | \$73,477.00 | \$77,032.00 |
| 17                                                                                                                                         | 15                           | \$52,184.00               | \$53,456.00 | \$38,944.00 | \$55,860.00 | \$58,943.00 | \$63,461.00 | \$67,005.00 | \$71,457.00 | \$75,461.00 | \$79,094.00 |
| 18                                                                                                                                         | 16                           | \$52,351.00               | \$53,624.00 | \$38,944.00 | \$56,029.00 | \$59,115.00 | \$63,637.00 | \$67,187.00 | \$71,638.00 | \$75,647.00 | \$79,281.00 |
| 19                                                                                                                                         | 17                           | \$53,753.00               | \$55,063.00 | \$38,944.00 | \$57,507.00 | \$60,715.00 | \$65,353.00 | \$67,205.00 | \$73,562.00 | \$77,686.00 | \$81,402.00 |
| 20                                                                                                                                         | 18                           | \$53,922.00               | \$55,233.00 | \$38,944.00 | \$57,708.00 | \$60,891.00 | \$65,529.00 | \$69,185.00 | \$73,747.00 | \$77,874.00 | \$81,594.00 |
| 21                                                                                                                                         | 19                           | \$55,359.00               | \$56,709.00 | \$38,944.00 | \$59,258.00 | \$62,531.00 | \$67,293.00 | \$71,055.00 | \$75,721.00 | \$79,969.00 | \$83,771.00 |
| 22                                                                                                                                         | 20                           | \$55,529.00               | \$56,880.00 | \$38,944.00 | \$59,431.00 | \$62,708.00 | \$67,474.00 | \$71,239.00 | \$75,908.00 | \$80,159.00 | \$83,966.00 |
| 23                                                                                                                                         | 21                           | \$57,008.00               | \$58,398.00 | \$38,944.00 | \$61,024.00 | \$62,914.00 | \$69,287.00 | \$73,160.00 | \$77,939.00 | \$82,314.00 | \$86,205.00 |
| 24                                                                                                                                         | 22                           | \$57,151.00               | \$58,541.00 | \$38,944.00 | \$61,108.00 | \$64,540.00 | \$69,433.00 | \$73,308.00 | \$78,088.00 | \$82,464.00 | \$86,355.00 |
| 25                                                                                                                                         | 23                           | \$58,713.00               | \$60,146.00 | \$38,944.00 | \$62,852.00 | \$66,325.00 | \$71,348.00 | \$75,339.00 | \$80,238.00 | \$84,744.00 | \$88,726.00 |
| 26                                                                                                                                         | 24                           | \$58,841.00               | \$60,274.00 | \$38,944.00 | \$62,978.00 | \$66,325.00 | \$71,476.00 | \$75,387.00 | \$80,366.00 | \$84,768.00 | \$88,855.00 |
| 27                                                                                                                                         | 25                           | \$60,448.00               | \$61,924.00 | \$38,944.00 | \$64,710.00 | \$68,288.00 | \$73,446.00 | \$77,558.00 | \$82,576.00 | \$87,219.00 | \$91,294.00 |
| 28                                                                                                                                         | 26                           | \$60,575.00               | \$62,052.00 | \$38,944.00 | \$64,838.00 | \$68,415.00 | \$73,575.00 | \$77,687.00 | \$82,703.00 | \$87,347.00 | \$91,422.00 |
| 29                                                                                                                                         | 27                           | \$60,707.00               | \$62,182.00 | \$38,944.00 | \$64,970.00 | \$68,525.00 | \$73,706.00 | \$77,818.00 | \$82,835.00 | \$87,477.00 | \$91,554.00 |
| 30                                                                                                                                         | 28                           | \$60,840.00               | \$62,314.00 | \$38,944.00 | \$65,102.00 | \$68,679.00 | \$73,848.00 | \$77,960.00 | \$82,994.00 | \$87,637.00 | \$91,729.00 |

Rockdale County Public Schools  
**Activity Supplement Schedule**

| Step          | E,1,2  | 3      | 4      | 5      | 6      | 7      | 8      | 9,10   | 11,12  | 13,14  | 15,16  | 17, 18 | 19,20  | 21+    |
|---------------|--------|--------|--------|--------|--------|--------|--------|--------|--------|--------|--------|--------|--------|--------|
| <b>Salary</b> | 33,195 | 34,191 | 35,216 | 36,273 | 37,723 | 38,855 | 40,604 | 41,822 | 43,077 | 44,369 | 45,700 | 47,071 | 48,483 | 49,937 |
| <b>1%</b>     | 332    | 342    | 352    | 363    | 377    | 389    | 406    | 418    | 431    | 444    | 457    | 471    | 485    | 499    |
| <b>2%</b>     | 664    | 684    | 704    | 725    | 754    | 777    | 812    | 836    | 862    | 887    | 914    | 941    | 970    | 999    |
| <b>3%</b>     | 996    | 1,026  | 1,056  | 1,088  | 1,132  | 1,166  | 1,218  | 1,255  | 1,292  | 1,331  | 1,371  | 1,412  | 1,454  | 1,498  |
| <b>4%</b>     | 1,328  | 1,368  | 1,409  | 1,451  | 1,509  | 1,554  | 1,624  | 1,673  | 1,723  | 1,775  | 1,828  | 1,883  | 1,939  | 1,997  |
| <b>5%</b>     | 1,660  | 1,710  | 1,761  | 1,814  | 1,886  | 1,943  | 2,030  | 2,091  | 2,154  | 2,218  | 2,285  | 2,354  | 2,424  | 2,497  |
| <b>6%</b>     | 1,992  | 2,051  | 2,113  | 2,176  | 2,263  | 2,331  | 2,436  | 2,509  | 2,585  | 2,662  | 2,742  | 2,824  | 2,909  | 2,996  |
| <b>7%</b>     | 2,324  | 2,393  | 2,465  | 2,539  | 2,641  | 2,720  | 2,842  | 2,928  | 3,015  | 3,106  | 3,199  | 3,295  | 3,394  | 3,496  |
| <b>8%</b>     | 2,656  | 2,735  | 2,817  | 2,902  | 3,018  | 3,108  | 3,248  | 3,346  | 3,446  | 3,550  | 3,656  | 3,766  | 3,879  | 3,995  |
| <b>9%</b>     | 2,988  | 3,077  | 3,169  | 3,265  | 3,395  | 3,497  | 3,654  | 3,764  | 3,877  | 3,993  | 4,113  | 4,236  | 4,363  | 4,494  |
| <b>10%</b>    | 3,320  | 3,419  | 3,522  | 3,627  | 3,772  | 3,886  | 4,060  | 4,182  | 4,308  | 4,437  | 4,570  | 4,707  | 4,848  | 4,994  |
| <b>11%</b>    | 3,651  | 3,761  | 3,874  | 3,990  | 4,150  | 4,274  | 4,466  | 4,600  | 4,738  | 4,881  | 5,027  | 5,178  | 5,333  | 5,493  |
| <b>12%</b>    | 3,983  | 4,103  | 4,226  | 4,353  | 4,527  | 4,663  | 4,872  | 5,019  | 5,169  | 5,324  | 5,484  | 5,649  | 5,818  | 5,992  |
| <b>13%</b>    | 4,315  | 4,445  | 4,578  | 4,715  | 4,904  | 5,051  | 5,279  | 5,437  | 5,600  | 5,768  | 5,941  | 6,119  | 6,303  | 6,492  |
| <b>14%</b>    | 4,647  | 4,787  | 4,930  | 5,078  | 5,281  | 5,440  | 5,685  | 5,855  | 6,031  | 6,212  | 6,398  | 6,590  | 6,788  | 6,991  |
| <b>15%</b>    | 4,979  | 5,129  | 5,282  | 5,441  | 5,658  | 5,828  | 6,091  | 6,273  | 6,462  | 6,655  | 6,855  | 7,061  | 7,272  | 7,491  |
| <b>16%</b>    | 5,311  | 5,471  | 5,635  | 5,804  | 6,036  | 6,217  | 6,497  | 6,692  | 6,892  | 7,099  | 7,312  | 7,531  | 7,757  | 7,990  |
| <b>17%</b>    | 5,643  | 5,812  | 5,987  | 6,166  | 6,413  | 6,605  | 6,903  | 7,110  | 7,323  | 7,543  | 7,769  | 8,002  | 8,242  | 8,489  |
| <b>18%</b>    | 5,975  | 6,154  | 6,339  | 6,529  | 6,790  | 6,994  | 7,309  | 7,528  | 7,754  | 7,986  | 8,226  | 8,473  | 8,727  | 8,989  |
| <b>19%</b>    | 6,307  | 6,496  | 6,691  | 6,892  | 7,167  | 7,382  | 7,715  | 7,946  | 8,185  | 8,430  | 8,683  | 8,943  | 9,212  | 9,488  |
| <b>20%</b>    | 6,639  | 6,838  | 7,043  | 7,255  | 7,545  | 7,771  | 8,121  | 8,364  | 8,615  | 8,874  | 9,140  | 9,414  | 9,697  | 9,987  |
| <b>21%</b>    | 6,971  | 7,180  | 7,395  | 7,617  | 7,922  | 8,160  | 8,527  | 8,783  | 9,046  | 9,317  | 9,597  | 9,885  | 10,181 | 10,487 |
| <b>22%</b>    | 7,303  | 7,522  | 7,748  | 7,980  | 8,299  | 8,548  | 8,933  | 9,201  | 9,477  | 9,761  | 10,054 | 10,356 | 10,666 | 10,986 |
| <b>23%</b>    | 7,635  | 7,864  | 8,100  | 8,343  | 8,676  | 8,937  | 9,339  | 9,619  | 9,908  | 10,205 | 10,511 | 10,826 | 11,151 | 11,486 |
| <b>24%</b>    | 7,967  | 8,206  | 8,452  | 8,706  | 9,054  | 9,325  | 9,745  | 10,037 | 10,338 | 10,649 | 10,968 | 11,297 | 11,636 | 11,985 |
| <b>25%</b>    | 8,299  | 8,548  | 8,804  | 9,068  | 9,431  | 9,714  | 10,151 | 10,456 | 10,769 | 11,092 | 11,425 | 11,768 | 12,121 | 12,484 |
| <b>26%</b>    | 8,631  | 8,890  | 9,156  | 9,431  | 9,808  | 10,102 | 10,557 | 10,874 | 11,200 | 11,536 | 11,882 | 12,238 | 12,606 | 12,984 |
| <b>27%</b>    | 8,963  | 9,232  | 9,508  | 9,794  | 10,185 | 10,491 | 10,963 | 11,292 | 11,631 | 11,980 | 12,339 | 12,709 | 13,090 | 13,483 |
| <b>28%</b>    | 9,295  | 9,573  | 9,860  | 10,156 | 10,562 | 10,879 | 11,369 | 11,710 | 12,062 | 12,423 | 12,796 | 13,180 | 13,575 | 13,982 |
| <b>29%</b>    | 9,627  | 9,915  | 10,213 | 10,519 | 10,940 | 11,268 | 11,775 | 12,128 | 12,492 | 12,867 | 13,253 | 13,651 | 14,060 | 14,482 |
| <b>30%</b>    | 9,959  | 10,257 | 10,565 | 10,882 | 11,317 | 11,657 | 12,181 | 12,547 | 12,923 | 13,311 | 13,710 | 14,121 | 14,545 | 14,981 |
| <b>31%</b>    | 10,290 | 10,599 | 10,917 | 11,245 | 11,694 | 12,045 | 12,587 | 12,965 | 13,354 | 13,754 | 14,167 | 14,592 | 15,030 | 15,480 |
| <b>32%</b>    | 10,622 | 10,941 | 11,269 | 11,607 | 12,071 | 12,434 | 12,993 | 13,383 | 13,785 | 14,198 | 14,624 | 15,063 | 15,515 | 15,980 |
| <b>33%</b>    | 10,954 | 11,283 | 11,621 | 11,970 | 12,449 | 12,822 | 13,399 | 13,801 | 14,215 | 14,642 | 15,081 | 15,533 | 15,999 | 16,479 |
| <b>34%</b>    | 11,286 | 11,625 | 11,973 | 12,333 | 12,826 | 13,211 | 13,805 | 14,219 | 14,646 | 15,085 | 15,538 | 16,004 | 16,484 | 16,979 |
| <b>35%</b>    | 11,618 | 11,967 | 12,326 | 12,696 | 13,203 | 13,599 | 14,211 | 14,638 | 15,077 | 15,529 | 15,995 | 16,475 | 16,969 | 17,478 |

## Extracurricular Supplement Schedule - 2019-2020 High School Athletics

| Sport                            | Number/Coaches | Supplement |
|----------------------------------|----------------|------------|
| Athletic Director***             | 1              | 7%         |
| Baseball - Head                  | 1              | 9%         |
| Baseball - Assistant             | 1              | 6%         |
| Baseball - Assistant             | 1              | 5%         |
| Basketball - Head, Boys          | 1              | 14%        |
| Basketball - Assistant, Boys     | 1              | 8%         |
| Basketball - Head, Girls         | 1              | 14%        |
| Basketball - Assistant, Girls    | 1              | 8%         |
| Basketball - Assistant, Boys     | 1              | 6%         |
| Basketball - Assistant, Girls    | 1              | 6%         |
| Basketball - Assistant, Boys     | 1              | 4%         |
| Basketball - Assistant, Girls    | 1              | 4%         |
| Cheerleading - Competitive       | 1              | 6%         |
| Cheerleading - Football          | 1              | 5%         |
| Cheerleading - Basketball        | 1              | 5%         |
| Cheerleading - Assistant         | 1              | 4%         |
| Cheerleading - Assistant         | 1              | 4%         |
| Cross Country                    | 1              | 6%         |
| Cross Country Assistant          | 1              | 4%         |
| Football - Head                  | 1              | 20%        |
| Football - Varsity Coordinators  | 2              | 11%        |
| Football - Varsity Assistants    | 3              | 9%         |
| Football - Assistants            | 2              | 6%         |
| Golf - Boys                      | 1              | 5%         |
| Golf - Girls                     | 1              | 5%         |
| Lacrosse (RCHS only)             | 1              | 6%         |
| Soccer - Head, Boys              | 1              | 9%         |
| Soccer - Head, Girls             | 1              | 9%         |
| Soccer - Assistant, Boys         | 1              | 6%         |
| Soccer - Assistant, Girls        | 1              | 6%         |
| Soccer - Assistant, Boys         | 1              | 5%         |
| Soccer - Assistant, Girls        | 1              | 5%         |
| Softball - Head, Fast-pitch      | 1              | 8%         |
| Softball - Assistant, Fast-pitch | 1              | 5%         |
| Swimming                         | 1              | 8%         |
| Swimming - Assistant             | 1              | 5%         |
| Tennis - Boys                    | 1              | 5%         |
| Tennis - Girls                   | 1              | 5%         |
| Track - Head, Boys               | 1              | 8%         |
| Track - Head, Girls              | 1              | 8%         |
| Track - Assistant Boys           | 1              | 6%         |
| Track - Assistant Girls          | 1              | 6%         |
| Undesignated - Athletic Sport    | 4              | 5%         |
| Volleyball                       | 1              | 6%         |
| Volleyball Assistant             | 1              | 4%         |
| Weight Training*                 | 1              | 5%         |
| Wrestling - Head                 | 1              | 9%         |
| Wrestling - Varsity Assistant    | 1              | 5%         |
| Wrestling - Assistant            | 1              | 4%         |

## Extracurricular Supplement Schedule - 2019-2020

### System Wide

| Position                  | Number/Sponsors | Supplement |
|---------------------------|-----------------|------------|
| Rockdale Youth Leadership | 1               | 5%         |

### High School - Non-Athletic

| Position                         | Number/Sponsors | Supplement |
|----------------------------------|-----------------|------------|
| Academic Supplements             | 1               | 5%         |
| Band Director**                  | 1               | 10%        |
| Band Director - Assistant**      | 1               | 6%         |
| Band - Auxiliary Assistants      | 2               | 5%         |
| Athletic/Academic Advisor        | 1               | 5%         |
| Chorus Director                  | 1               | 5%         |
| Debate Coach                     | 1               | 4%         |
| Department Heads - ILT (2 @ RCA) | 4               | 6%         |
| Department Heads (2 @ RCA)       | 3               | 4%         |
| Drama Coach*                     | 1               | 7%         |
| FCCS Club Sponsors               | 1               | 6%         |
| Hi-Q Coordinator                 | 1               | 4%         |
| Literary Events Coordinator      | 1               | 4%         |
| Magnet School Academic Sponsor*  | 1               | 10%        |
| Math Team Coach*                 | 1               | 4%         |
| Science Team Coach*              | 1               | 4%         |
| Yearbook Coordinator             | 1               | 6%         |

### Middle School - Non-Athletic

| Position                            | Number | Supplement |
|-------------------------------------|--------|------------|
| Academic Supplements*               | 3      | 3%         |
| Band Director                       | 1      | 6%         |
| Chorus Director                     | 1      | 3%         |
| Clubs/Activities*                   | 1      | 5%         |
| Dance Team                          | 1      | 3%         |
| Drama Coach*                        | 1      | 3%         |
| Literary/Newspaper Coordinator      | 1      | 3%         |
| Math Team Coach                     | 1      | 3%         |
| Science/Social Studies Events Coord | 1      | 3%         |
| Yearbook Coordinator                | 1      | 4%         |

### Elementary School - Non-Athletic

| Position             | Number | Supplement |
|----------------------|--------|------------|
| Chorus Director      | 1      | 3%         |
| Yearbook Coordinator | 1      | 4%         |
| Academic Sponsor     | 4      | 3%         |
| SST Coordinator      | 1      | 3%         |

### Alpha School - Non-Athletic

| Position        | Number | Supplement |
|-----------------|--------|------------|
| SST Coordinator | 1      | 3%         |

## Extracurricular Supplement Schedule - 2019-2020

### Middle School - Athletics

| Position                      | Number/Coaches | Supplement |
|-------------------------------|----------------|------------|
| Athletic Director             | 1              | 5%         |
| Basketball - Head, Boys       | 1              | 6%         |
| Basketball - Head, Girls      | 1              | 6%         |
| Basketball - Assistant, Boys  | 1              | 4%         |
| Basketball - Assistant, Girls | 1              | 4%         |
| Cheerleading*                 | 1              | 5%         |
| Football - Head               | 1              | 7%         |
| Football - Assistant          | 3              | 5%         |
| Interscholastic Coordinator   | 1              | 4%         |
| Softball - Head               | 1              | 5%         |
| Softball - Assistant          | 1              | 3%         |
| Track - Head, Boys            | 1              | 5%         |
| Track - Assistant, Boys       | 1              | 4%         |
| Track - Head, Girls           | 1              | 5%         |
| Track - Assistant, Girls      | 1              | 4%         |
| Wrestling - Head              | 1              | 5%         |
| Wrestling - Assistant         | 1              | 4%         |
| Undesignated                  | 2              | 4%         |

### Middle School Intramural Athletics

| Position                           | Number | Supplement  |
|------------------------------------|--------|-------------|
| Intramural Coordinator             | 1      | 3%          |
| Intramural Coaches                 |        | \$9.80/hour |
| Intramural Per School Maximum Cost |        | \$5,000     |

### Stipends - Military

| Position                      | Number | Supplement |
|-------------------------------|--------|------------|
| Senior Military Instructor*** | 3      | \$5,160    |
| Military Instructor***        | 3      | \$4,300    |

\* Position can be Shared

\*\* Position is for 11 months

\*\*\* Position is for 12 months

# OT/PT SALARY SCHEDULE 2019 - 2020 (FY 2020)

| Experience | Bachelors Degree | Masters Degree | COTA/ PTA |
|------------|------------------|----------------|-----------|
| A          | \$41,525         | \$45,353       | \$24,915  |
| B          | \$44,525         | \$48,353       | \$27,915  |
| C          | \$45,769         | \$49,714       | \$28,662  |
| D          | \$47,052         | \$51,115       | \$29,432  |
| E          | \$48,373         | \$52,559       | \$30,224  |
| F          | \$49,736         | \$54,047       | \$31,042  |
| G          | \$51,138         | \$55,577       | \$31,882  |
| H          | \$52,580         | \$57,155       | \$32,749  |
| J          | \$54,069         | \$58,779       | \$33,641  |
| K          | \$55,601         | \$60,453       | \$34,561  |
| L          | \$57,180         | \$62,177       | \$35,508  |
| M          | \$58,805         | \$63,951       | \$36,483  |
| N          | \$60,478         | \$65,780       | \$37,487  |
| P          | \$62,203         | \$67,663       | \$38,521  |
| Q          | \$63,980         | \$69,602       | \$39,588  |
| R          | \$65,809         | \$71,601       | \$40,685  |
| S          | \$67,693         | \$73,659       | \$41,816  |
| T          | \$69,634         | \$75,779       | \$42,980  |
| U          | \$71,633         | \$77,962       | \$44,179  |
| V          | \$73,691         | \$80,212       | \$45,847  |
| W          | \$75,812         | \$82,528       | \$47,132  |
| X          | \$77,996         | \$84,914       | \$47,998  |
| Y          | \$80,245         | \$87,371       | \$49,348  |
| Z          | \$82,486         | \$89,902       | \$50,693  |
| AA         | \$84,870         | \$92,509       | \$52,123  |

**\*\*District Lead Nurse and Special Education Nurse will be paid on the COTA/PTA scale unless a higher degree has been completed.\*\***

**INTERPRETER SALARY SCHEDULE 2019-2020**

| <b>Experience</b> | <b>Certified</b> | <b>Non-Certified</b> |
|-------------------|------------------|----------------------|
| <b>A</b>          | <b>\$19,473</b>  | <b>\$16,473</b>      |
| <b>B</b>          | <b>\$20,058</b>  | <b>\$16,967</b>      |
| <b>C</b>          | <b>\$20,660</b>  | <b>\$17,477</b>      |
| <b>D</b>          | <b>\$21,280</b>  | <b>\$18,001</b>      |

|          |                 |                 |
|----------|-----------------|-----------------|
| <b>E</b> | <b>\$21,918</b> | <b>\$18,541</b> |
| <b>F</b> | <b>\$22,574</b> | <b>\$19,098</b> |
| <b>G</b> | <b>\$23,252</b> | <b>\$19,670</b> |
| <b>H</b> | <b>\$23,951</b> | <b>\$20,261</b> |

|          |                 |                 |
|----------|-----------------|-----------------|
| <b>J</b> | <b>\$24,670</b> | <b>\$20,868</b> |
| <b>K</b> | <b>\$25,410</b> | <b>\$21,494</b> |
| <b>L</b> | <b>\$26,170</b> | <b>\$22,139</b> |
| <b>M</b> | <b>\$26,955</b> | <b>\$22,803</b> |

|          |                 |                 |
|----------|-----------------|-----------------|
| <b>N</b> | <b>\$27,764</b> | <b>\$23,487</b> |
| <b>P</b> | <b>\$28,599</b> | <b>\$24,191</b> |
| <b>Q</b> | <b>\$29,456</b> | <b>\$24,918</b> |
| <b>R</b> | <b>\$30,339</b> | <b>\$25,664</b> |

|          |                 |                 |
|----------|-----------------|-----------------|
| <b>S</b> | <b>\$31,249</b> | <b>\$26,435</b> |
| <b>T</b> | <b>\$32,189</b> | <b>\$27,228</b> |
| <b>U</b> | <b>\$33,153</b> | <b>\$28,045</b> |
| <b>V</b> | <b>\$34,147</b> | <b>\$28,887</b> |

|           |                 |                 |
|-----------|-----------------|-----------------|
| <b>W</b>  | <b>\$35,171</b> | <b>\$29,753</b> |
| <b>X</b>  | <b>\$36,226</b> | <b>\$30,645</b> |
| <b>Y</b>  | <b>\$37,277</b> | <b>\$31,535</b> |
| <b>Z</b>  | <b>\$38,395</b> | <b>\$32,481</b> |
| <b>AA</b> | <b>\$39,582</b> | <b>\$33,486</b> |
| <b>BB</b> | <b>\$40,769</b> | <b>\$34,491</b> |

**190 Day Employee**



**Classified Supervisor  
Salary Schedule 2019-2020**

| <b>Step</b> | <b>Schedule A</b>             | <b>Schedule B</b>             | <b>Schedule C</b>             |
|-------------|-------------------------------|-------------------------------|-------------------------------|
| <b>0/A</b>  | <b>\$31,620</b><br>\$2,635.00 | <b>\$35,097</b><br>\$2,924.75 | <b>\$38,957</b><br>\$3,246.42 |
| <b>1/B</b>  | <b>\$32,693</b><br>\$2,724.42 | <b>\$36,289</b><br>\$3,024.08 | <b>\$40,281</b><br>\$3,356.75 |
| <b>2/C</b>  | <b>\$33,807</b><br>\$2,817.25 | <b>\$37,523</b><br>\$3,126.92 | <b>\$41,652</b><br>\$3,471.00 |
| <b>3/D</b>  | <b>\$34,954</b><br>\$2,912.83 | <b>\$38,799</b><br>\$3,233.25 | <b>\$43,067</b><br>\$3,588.92 |
| <b>4/E</b>  | <b>\$36,144</b><br>\$3,012.00 | <b>\$40,119</b><br>\$3,343.25 | <b>\$44,531</b><br>\$3,710.92 |
| <b>5/F</b>  | <b>\$37,370</b><br>\$3,114.17 | <b>\$41,483</b><br>\$3,456.92 | <b>\$46,045</b><br>\$3,837.08 |
| <b>6/G</b>  | <b>\$38,644</b><br>\$3,220.33 | <b>\$42,894</b><br>\$3,574.50 | <b>\$47,612</b><br>\$3,967.67 |
| <b>7/H</b>  | <b>\$39,958</b><br>\$3,329.83 | <b>\$44,353</b><br>\$3,696.08 | <b>\$49,230</b><br>\$4,102.50 |
| <b>8/J</b>  | <b>\$41,315</b><br>\$3,442.92 | <b>\$45,861</b><br>\$3,821.75 | <b>\$50,904</b><br>\$4,242.00 |
| <b>9/K</b>  | <b>\$42,720</b><br>\$3,560.00 | <b>\$47,420</b><br>\$3,951.67 | <b>\$52,637</b><br>\$4,386.42 |
| <b>10/L</b> | <b>\$44,171</b><br>\$3,680.92 | <b>\$49,031</b><br>\$4,085.92 | <b>\$54,425</b><br>\$4,535.42 |
| <b>11/M</b> | <b>\$45,675</b><br>\$3,806.25 | <b>\$50,699</b><br>\$4,224.92 | <b>\$56,275</b><br>\$4,689.58 |
| <b>12/N</b> | <b>\$47,228</b><br>\$3,935.67 | <b>\$52,423</b><br>\$4,368.58 | <b>\$58,188</b><br>\$4,849.00 |
| <b>13/P</b> | <b>\$48,833</b><br>\$4,069.42 | <b>\$54,204</b><br>\$4,517.00 | <b>\$60,166</b><br>\$5,013.83 |
| <b>14/Q</b> | <b>\$50,495</b><br>\$4,207.92 | <b>\$56,048</b><br>\$4,670.67 | <b>\$62,212</b><br>\$5,184.33 |
| <b>15/R</b> | <b>\$52,209</b><br>\$4,350.75 | <b>\$57,954</b><br>\$4,829.50 | <b>\$64,327</b><br>\$5,360.58 |
| <b>16/S</b> | <b>\$53,985</b><br>\$4,498.75 | <b>\$59,924</b><br>\$4,993.67 | <b>\$66,515</b><br>\$5,542.92 |
| <b>17/T</b> | <b>\$55,820</b><br>\$4,651.67 | <b>\$61,961</b><br>\$5,163.42 | <b>\$68,776</b><br>\$5,731.33 |
| <b>18/U</b> | <b>\$57,439</b><br>\$4,786.58 | <b>\$63,758</b><br>\$5,313.17 | <b>\$70,771</b><br>\$5,897.58 |
| <b>19/V</b> | <b>\$59,162</b><br>\$4,930.17 | <b>\$65,671</b><br>\$5,472.58 | <b>\$72,894</b><br>\$6,074.50 |
| <b>20/W</b> | <b>\$60,967</b><br>\$5,080.58 | <b>\$67,641</b><br>\$5,636.75 | <b>\$75,081</b><br>\$6,256.75 |
| <b>21/X</b> | <b>\$62,796</b><br>\$5,233.00 | <b>\$69,670</b><br>\$5,805.83 | <b>\$77,333</b><br>\$6,444.42 |
| <b>22/Y</b> | <b>\$64,680</b><br>\$5,389.99 | <b>\$71,760</b><br>\$5,980.01 | <b>\$79,653</b><br>\$6,637.75 |

**230 Day Employee**

## Schedule A

| Step        | Schedule A                    |
|-------------|-------------------------------|
| <b>0/A</b>  | <b>\$31,620</b><br>\$2,635.00 |
| <b>1/B</b>  | <b>\$32,693</b><br>\$2,724.42 |
| <b>2/C</b>  | <b>\$33,807</b><br>\$2,817.25 |
| <b>3/D</b>  | <b>\$34,954</b><br>\$2,912.83 |
| <b>4/E</b>  | <b>\$36,144</b><br>\$3,012.00 |
| <b>5/F</b>  | <b>\$37,370</b><br>\$3,114.17 |
| <b>6/G</b>  | <b>\$38,644</b><br>\$3,220.33 |
| <b>7/H</b>  | <b>\$39,958</b><br>\$3,329.83 |
| <b>8/J</b>  | <b>\$41,315</b><br>\$3,442.92 |
| <b>9/K</b>  | <b>\$42,720</b><br>\$3,560.00 |
| <b>10/L</b> | <b>\$44,171</b><br>\$3,680.92 |
| <b>11/M</b> | <b>\$45,675</b><br>\$3,806.25 |
| <b>12/N</b> | <b>\$47,228</b><br>\$3,935.67 |
| <b>13/P</b> | <b>\$48,833</b><br>\$4,069.42 |
| <b>14/Q</b> | <b>\$50,495</b><br>\$4,207.92 |
| <b>15/R</b> | <b>\$52,209</b><br>\$4,350.75 |
| <b>16/S</b> | <b>\$53,985</b><br>\$4,498.75 |
| <b>17/T</b> | <b>\$55,820</b><br>\$4,651.67 |
| <b>18/U</b> | <b>\$57,439</b><br>\$4,786.58 |
| <b>19/V</b> | <b>\$59,162</b><br>\$4,930.17 |
| <b>20/W</b> | <b>\$60,967</b><br>\$5,080.58 |
| <b>21/X</b> | <b>\$62,796</b><br>\$5,233.00 |
| <b>22/Y</b> | <b>\$64,680</b><br>\$5,389.99 |

Supervisor / Warehouse  
Supervisor / Fleet  
Supervisor / Transportation Area  
Supervisor / Stadium

## Schedule B

| Step | Schedule B                    |
|------|-------------------------------|
| 0/A  | <b>\$35,097</b><br>\$2,924.75 |
| 1/B  | <b>\$36,289</b><br>\$3,024.08 |
| 2/C  | <b>\$37,523</b><br>\$3,126.92 |
| 3/D  | <b>\$38,799</b><br>\$3,233.25 |
| 4/E  | <b>\$40,119</b><br>\$3,343.25 |
| 5/F  | <b>\$41,483</b><br>\$3,456.92 |
| 6/G  | <b>\$42,894</b><br>\$3,574.50 |
| 7/H  | <b>\$44,353</b><br>\$3,696.08 |
| 8/J  | <b>\$45,861</b><br>\$3,821.75 |
| 9/K  | <b>\$47,420</b><br>\$3,951.67 |
| 10/L | <b>\$49,031</b><br>\$4,085.92 |
| 11/M | <b>\$50,699</b><br>\$4,224.92 |
| 12/N | <b>\$52,423</b><br>\$4,368.58 |
| 13/P | <b>\$54,204</b><br>\$4,517.00 |
| 14/Q | <b>\$56,048</b><br>\$4,670.67 |
| 15/R | <b>\$57,954</b><br>\$4,829.50 |
| 16/S | <b>\$59,924</b><br>\$4,993.67 |
| 17/T | <b>\$61,961</b><br>\$5,163.42 |
| 18/U | <b>\$63,758</b><br>\$5,313.17 |
| 19/V | <b>\$65,671</b><br>\$5,472.58 |
| 20/W | <b>\$67,641</b><br>\$5,636.75 |
| 21/X | <b>\$69,670</b><br>\$5,805.83 |
| 22/Y | <b>\$71,760</b><br>\$5,980.01 |

Specialist / Systems Support  
Specialist / Database  
Specialist / Exec Secretary to Superintendent  
Supervisor / Maintenance Grounds/Mechanics

## Schedule C

| Step        | Schedule C                    |
|-------------|-------------------------------|
| <b>0/A</b>  | <b>\$38,957</b><br>\$3,246.42 |
| <b>1/B</b>  | <b>\$40,281</b><br>\$3,356.75 |
| <b>2/C</b>  | <b>\$41,652</b><br>\$3,471.00 |
| <b>3/D</b>  | <b>\$43,067</b><br>\$3,588.92 |
| <b>4/E</b>  | <b>\$44,531</b><br>\$3,710.92 |
| <b>5/F</b>  | <b>\$46,045</b><br>\$3,837.08 |
| <b>6/G</b>  | <b>\$47,612</b><br>\$3,967.67 |
| <b>7/H</b>  | <b>\$49,230</b><br>\$4,102.50 |
| <b>8/J</b>  | <b>\$50,904</b><br>\$4,242.00 |
| <b>9/K</b>  | <b>\$52,637</b><br>\$4,386.42 |
| <b>10/L</b> | <b>\$54,425</b><br>\$4,535.42 |
| <b>11/M</b> | <b>\$56,275</b><br>\$4,689.58 |
| <b>12/N</b> | <b>\$58,188</b><br>\$4,849.00 |
| <b>13/P</b> | <b>\$60,166</b><br>\$5,013.83 |
| <b>14/Q</b> | <b>\$62,212</b><br>\$5,184.33 |
| <b>15/R</b> | <b>\$64,327</b><br>\$5,360.58 |
| <b>16/S</b> | <b>\$66,515</b><br>\$5,542.92 |
| <b>17/T</b> | <b>\$68,776</b><br>\$5,731.33 |
| <b>18/U</b> | <b>\$70,771</b><br>\$5,897.58 |
| <b>19/V</b> | <b>\$72,894</b><br>\$6,074.50 |
| <b>20/W</b> | <b>\$75,081</b><br>\$6,256.75 |
| <b>21/W</b> | <b>\$77,333</b><br>\$6,444.42 |
| <b>22/Y</b> | <b>\$79,653</b><br>\$6,637.75 |

Manager I / Maintenance  
 Manager I / General Maintenance & Grounds  
 Manager I / Benefits

# Rockdale County Public Schools

## CLERICAL Salary Schedule 2019-2020

|       | CL-1                          | CL-2    | CL-3                                                                                                  | CL-5                                                                      | CL-6           | CL-7                                                       | CL-8                | CL-9             | CL-10                                                                                                                         | CL-11                                                           | CL-12                                                                       | CL-13                                | CL-14                                             | CL-15                                                                                    |
|-------|-------------------------------|---------|-------------------------------------------------------------------------------------------------------|---------------------------------------------------------------------------|----------------|------------------------------------------------------------|---------------------|------------------|-------------------------------------------------------------------------------------------------------------------------------|-----------------------------------------------------------------|-----------------------------------------------------------------------------|--------------------------------------|---------------------------------------------------|------------------------------------------------------------------------------------------|
|       | Media Clerks (No longer used) |         | Secretary (Elementary, Middle, High School, HS Data)<br><br>Career Center Ass't.<br><br>School Clerks | Radio Dispatcher<br><br>Warehouse Data Clerks<br><br>Elementary Registrar | Print Operator | Bookkeeper (Elem., Open Camp, & Alpha)<br><br>MS Registrar | Bookkeeper (Middle) | Magnet Adm. Sec. | C.O./SFS Secretary/Bookkeeper<br><br>HS Class. Registrars<br><br>Homeless Liaison<br><br>Driver/Trainer<br><br>ELC Data Spec. | Bookkeeper High<br><br>Sec/Bkpr Magnet<br><br>Division Sec/Bkpr | HR Tech<br><br>SFS Bid Tech.<br><br>Purchas. Bid Tech.<br><br>Title I Tech. | Bkpr. System<br><br>SFS System Bkpr. | Specialists Salary/ Payroll, Human Res. Comm. Rel | Central Regis. Coord.<br><br>*P&I Sp<br><br>ELC Sup<br><br>Exec. Sec<br><br>Exec. Ass't. |
| Step  |                               |         |                                                                                                       |                                                                           |                |                                                            |                     |                  |                                                                                                                               |                                                                 |                                                                             |                                      |                                                   |                                                                                          |
| 0/A   | \$ 9.93                       | \$10.69 | \$ 10.84                                                                                              | \$ 11.30                                                                  | \$ 11.67       | \$ 11.83                                                   | \$ 12.35            | \$12.59          | \$ 12.75                                                                                                                      | \$ 13.34                                                        | \$ 13.93                                                                    | \$ 14.55                             | \$ 16.59                                          | \$ 17.34                                                                                 |
| 1/B   | \$10.23                       | \$11.01 | \$ 11.17                                                                                              | \$ 11.65                                                                  | \$ 12.03       | \$ 12.18                                                   | \$ 12.72            | \$12.97          | \$ 13.13                                                                                                                      | \$ 13.74                                                        | \$ 14.35                                                                    | \$ 14.99                             | \$ 17.09                                          | \$ 17.88                                                                                 |
| 2/C   | \$10.55                       | \$11.36 | \$ 11.51                                                                                              | \$ 12.00                                                                  | \$ 12.39       | \$ 12.55                                                   | \$ 13.10            | \$13.36          | \$ 13.52                                                                                                                      | \$ 14.15                                                        | \$ 14.78                                                                    | \$ 15.44                             | \$ 17.61                                          | \$ 18.42                                                                                 |
| 3/D   | \$10.87                       | \$11.70 | \$ 11.86                                                                                              | \$ 12.37                                                                  | \$ 12.76       | \$ 12.93                                                   | \$ 13.50            | \$13.76          | \$ 13.94                                                                                                                      | \$ 14.57                                                        | \$ 15.22                                                                    | \$ 15.90                             | \$ 18.14                                          | \$ 18.97                                                                                 |
| 4/E   | \$11.20                       | \$12.05 | \$ 12.22                                                                                              | \$ 12.74                                                                  | \$ 13.14       | \$ 13.32                                                   | \$ 13.91            | \$14.17          | \$ 14.36                                                                                                                      | \$ 15.01                                                        | \$ 15.68                                                                    | \$ 16.38                             | \$ 18.69                                          | \$ 19.54                                                                                 |
| 5/F   | \$11.54                       | \$12.41 | \$ 12.59                                                                                              | \$ 13.12                                                                  | \$ 13.53       | \$ 13.72                                                   | \$ 14.33            | \$14.60          | \$ 14.79                                                                                                                      | \$ 15.46                                                        | \$ 16.15                                                                    | \$ 16.87                             | \$ 19.25                                          | \$ 20.13                                                                                 |
| 6/G   | \$11.89                       | \$12.78 | \$ 12.97                                                                                              | \$ 13.51                                                                  | \$ 13.94       | \$ 14.13                                                   | \$ 14.76            | \$15.04          | \$ 15.23                                                                                                                      | \$ 15.92                                                        | \$ 16.63                                                                    | \$ 17.38                             | \$ 19.83                                          | \$ 20.73                                                                                 |
| 7/H   | \$12.25                       | \$13.16 | \$ 13.36                                                                                              | \$ 13.92                                                                  | \$ 14.36       | \$ 14.55                                                   | \$ 15.20            | \$15.49          | \$ 15.69                                                                                                                      | \$ 16.40                                                        | \$ 17.13                                                                    | \$ 17.90                             | \$ 20.42                                          | \$ 21.35                                                                                 |
| 8/J   | \$12.62                       | \$13.55 | \$ 13.76                                                                                              | \$ 14.34                                                                  | \$ 14.79       | \$ 14.99                                                   | \$ 15.66            | \$15.95          | \$ 16.16                                                                                                                      | \$ 16.89                                                        | \$ 17.64                                                                    | \$ 18.44                             | \$ 21.03                                          | \$ 21.99                                                                                 |
| 9/K   | \$13.00                       | \$13.96 | \$ 14.17                                                                                              | \$ 14.77                                                                  | \$ 15.23       | \$ 15.44                                                   | \$ 16.13            | \$16.43          | \$ 16.64                                                                                                                      | \$ 17.40                                                        | \$ 18.17                                                                    | \$ 18.99                             | \$ 21.66                                          | \$ 22.65                                                                                 |
| 10/L  | \$13.39                       | \$14.38 | \$ 14.60                                                                                              | \$ 15.21                                                                  | \$ 15.69       | \$ 15.90                                                   | \$ 16.61            | \$16.92          | \$ 17.14                                                                                                                      | \$ 17.92                                                        | \$ 18.72                                                                    | \$ 19.56                             | \$ 22.31                                          | \$ 23.33                                                                                 |
| 11/M  | \$13.79                       | \$14.81 | \$ 15.04                                                                                              | \$ 15.67                                                                  | \$ 16.17       | \$ 16.38                                                   | \$ 17.11            | \$17.43          | \$ 17.65                                                                                                                      | \$ 18.46                                                        | \$ 19.28                                                                    | \$ 20.15                             | \$ 22.98                                          | \$ 24.03                                                                                 |
| 12/N  | \$14.20                       | \$15.25 | \$ 15.49                                                                                              | \$ 16.14                                                                  | \$ 16.66       | \$ 16.87                                                   | \$ 17.62            | \$17.95          | \$ 18.18                                                                                                                      | \$ 19.01                                                        | \$ 19.86                                                                    | \$ 20.75                             | \$ 23.67                                          | \$ 24.75                                                                                 |
| 13/P  | \$14.63                       | \$15.71 | \$ 15.95                                                                                              | \$ 16.62                                                                  | \$ 17.16       | \$ 17.38                                                   | \$ 18.15            | \$18.49          | \$ 18.73                                                                                                                      | \$ 19.58                                                        | \$ 20.46                                                                    | \$ 21.37                             | \$ 24.39                                          | \$ 25.49                                                                                 |
| 14/Q  | \$15.07                       | \$16.18 | \$ 16.43                                                                                              | \$ 17.12                                                                  | \$ 17.67       | \$ 17.90                                                   | \$ 18.69            | \$19.04          | \$ 19.29                                                                                                                      | \$ 20.17                                                        | \$ 21.07                                                                    | \$ 22.01                             | \$ 25.12                                          | \$ 26.25                                                                                 |
| 15/R  | \$15.52                       | \$16.66 | \$ 16.92                                                                                              | \$ 17.63                                                                  | \$ 18.20       | \$ 18.44                                                   | \$ 19.25            | \$19.61          | \$ 19.87                                                                                                                      | \$ 20.78                                                        | \$ 21.70                                                                    | \$ 22.67                             | \$ 25.87                                          | \$ 27.04                                                                                 |
| 16/S  | \$15.99                       | \$17.17 | \$ 17.43                                                                                              | \$ 18.16                                                                  | \$ 18.75       | \$ 18.99                                                   | \$ 19.83            | \$20.20          | \$ 20.47                                                                                                                      | \$ 21.40                                                        | \$ 22.35                                                                    | \$ 23.35                             | \$ 26.65                                          | \$ 27.85                                                                                 |
| 17/T  | \$16.47                       | \$17.69 | \$ 17.95                                                                                              | \$ 18.70                                                                  | \$ 19.31       | \$ 19.56                                                   | \$ 20.42            | \$20.81          | \$ 21.08                                                                                                                      | \$ 22.04                                                        | \$ 23.02                                                                    | \$ 24.05                             | \$ 27.45                                          | \$ 28.69                                                                                 |
| 18/U  | \$16.96                       | \$18.22 | \$ 18.49                                                                                              | \$ 19.26                                                                  | \$ 19.89       | \$ 20.15                                                   | \$ 21.03            | \$21.43          | \$ 21.71                                                                                                                      | \$ 22.70                                                        | \$ 23.71                                                                    | \$ 24.77                             | \$ 28.27                                          | \$ 29.55                                                                                 |
| 19/V  | \$17.47                       | \$18.77 | \$ 19.04                                                                                              | \$ 19.84                                                                  | \$ 20.49       | \$ 20.75                                                   | \$ 21.66            | \$22.07          | \$ 22.36                                                                                                                      | \$ 23.38                                                        | \$ 24.42                                                                    | \$ 25.51                             | \$ 29.12                                          | \$ 30.44                                                                                 |
| 20/W  | \$17.99                       | \$19.33 | \$ 19.61                                                                                              | \$ 20.44                                                                  | \$ 21.10       | \$ 21.37                                                   | \$ 22.31            | \$22.73          | \$ 23.03                                                                                                                      | \$ 24.08                                                        | \$ 25.15                                                                    | \$ 26.28                             | \$ 29.99                                          | \$ 31.35                                                                                 |
| 21/X  | \$18.53                       | \$19.91 | \$ 20.20                                                                                              | \$ 21.05                                                                  | \$ 21.73       | \$ 22.01                                                   | \$ 22.98            | \$23.41          | \$ 23.72                                                                                                                      | \$ 24.80                                                        | \$ 25.90                                                                    | \$ 27.07                             | \$ 30.89                                          | \$ 32.29                                                                                 |
| 22/Y  | \$19.09                       | \$20.51 | \$ 20.81                                                                                              | \$ 21.68                                                                  | \$ 22.38       | \$ 22.67                                                   | \$ 23.67            | \$24.11          | \$ 24.43                                                                                                                      | \$ 25.54                                                        | \$ 26.68                                                                    | \$ 27.88                             | \$ 31.82                                          | \$ 33.26                                                                                 |
| 23/Z  | \$19.66                       | \$21.13 | \$ 21.43                                                                                              | \$ 22.33                                                                  | \$ 23.05       | \$ 23.35                                                   | \$ 24.38            | \$24.83          | \$ 25.16                                                                                                                      | \$ 26.31                                                        | \$ 27.48                                                                    | \$ 28.72                             | \$ 32.77                                          | \$ 34.26                                                                                 |
| 24/AA | \$20.25                       | \$21.76 | \$ 22.07                                                                                              | \$ 23.00                                                                  | \$ 23.74       | \$ 24.05                                                   | \$ 25.11            | \$25.57          | \$ 25.91                                                                                                                      | \$ 27.10                                                        | \$ 28.30                                                                    | \$ 29.58                             | \$ 33.75                                          | \$ 35.29                                                                                 |

**Rockdale County Public Schools  
Clerical Salary Schedule 2019-2020**

|              | <b>CL<br/>1</b> |
|--------------|-----------------|
| <b>Step</b>  |                 |
| <b>0/A</b>   | \$ 9.93         |
| <b>1/B</b>   | \$ 10.23        |
| <b>2/C</b>   | \$ 10.55        |
| <b>3/D</b>   | \$ 10.87        |
| <b>4/E</b>   | \$ 11.20        |
| <b>5/F</b>   | \$ 11.54        |
| <b>6/G</b>   | \$ 11.89        |
| <b>7/H</b>   | \$ 12.25        |
| <b>8/J</b>   | \$ 12.62        |
| <b>9/K</b>   | \$ 13.00        |
| <b>10/L</b>  | \$ 13.39        |
| <b>11/M</b>  | \$ 13.79        |
| <b>12/N</b>  | \$ 14.20        |
| <b>13/P</b>  | \$ 14.63        |
| <b>14/Q</b>  | \$ 15.07        |
| <b>15/R</b>  | \$ 15.52        |
| <b>16/S</b>  | \$ 15.99        |
| <b>17/T</b>  | \$ 16.47        |
| <b>18/U</b>  | \$ 16.96        |
| <b>19/V</b>  | \$ 17.47        |
| <b>20/W</b>  | \$ 17.99        |
| <b>21/X</b>  | \$ 18.53        |
| <b>22/Y</b>  | \$ 19.09        |
| <b>23/Z</b>  | \$ 19.66        |
| <b>24/AA</b> | \$ 20.25        |

No Longer Used

**Rockdale County Public Schools  
Clerical Salary Schedule 2019-2020**

|              | <b>CL<br/>2</b> |
|--------------|-----------------|
| <b>Step</b>  |                 |
| <b>0/A</b>   | \$ 10.69        |
| <b>1/B</b>   | \$ 11.01        |
| <b>2/C</b>   | \$ 11.36        |
| <b>3/D</b>   | \$ 11.70        |
| <b>4/E</b>   | \$ 12.05        |
| <b>5/F</b>   | \$ 12.41        |
| <b>6/G</b>   | \$ 12.78        |
| <b>7/H</b>   | \$ 13.16        |
| <b>8/J</b>   | \$ 13.55        |
| <b>9/K</b>   | \$ 13.96        |
| <b>10/L</b>  | \$ 14.38        |
| <b>11/M</b>  | \$ 14.81        |
| <b>12/N</b>  | \$ 15.25        |
| <b>13/P</b>  | \$ 15.71        |
| <b>14/Q</b>  | \$ 16.18        |
| <b>15/R</b>  | \$ 16.67        |
| <b>16/S</b>  | \$ 17.17        |
| <b>17/T</b>  | \$ 17.69        |
| <b>18/U</b>  | \$ 18.22        |
| <b>19/V</b>  | \$ 18.77        |
| <b>20/W</b>  | \$ 19.33        |
| <b>21/X</b>  | \$ 19.91        |
| <b>22/Y</b>  | \$ 20.51        |
| <b>23/Z</b>  | \$ 21.13        |
| <b>24/AA</b> | \$ 21.76        |

No Longer Used

**Rockdale County Public Schools  
Clerical Salary Schedule 2019-2020**

|              | <b>CL<br/>3</b> |
|--------------|-----------------|
| <b>Step</b>  |                 |
| <b>0/A</b>   | \$ 10.84        |
| <b>1/B</b>   | \$ 11.17        |
| <b>2/C</b>   | \$ 11.51        |
| <b>3/D</b>   | \$ 11.86        |
| <b>4/E</b>   | \$ 12.22        |
| <b>5/F</b>   | \$ 12.59        |
| <b>6/G</b>   | \$ 12.97        |
| <b>7/H</b>   | \$ 13.36        |
| <b>8/J</b>   | \$ 13.76        |
| <b>9/K</b>   | \$ 14.17        |
| <b>10/L</b>  | \$ 14.60        |
| <b>11/M</b>  | \$ 15.04        |
| <b>12/N</b>  | \$ 15.49        |
| <b>13/P</b>  | \$ 15.95        |
| <b>14/Q</b>  | \$ 16.43        |
| <b>15/R</b>  | \$ 16.92        |
| <b>16/S</b>  | \$ 17.43        |
| <b>17/T</b>  | \$ 17.95        |
| <b>18/U</b>  | \$ 18.49        |
| <b>19/V</b>  | \$ 19.04        |
| <b>20/W</b>  | \$ 19.61        |
| <b>21/X</b>  | \$ 20.20        |
| <b>22/Y</b>  | \$ 20.81        |
| <b>23/Z</b>  | \$ 21.43        |
| <b>24/AA</b> | \$ 22.07        |

Elementary Secretary  
Middle School Secretary  
High School Secretary  
High School Secretary/Data Clerk  
High School Counseling Secretary  
Career Center Assistant  
School Clerks



**Rockdale County Public Schools  
Clerical Salary Schedule 2019-2020**

|              | <b>CL<br/>5</b> |
|--------------|-----------------|
| <b>Step</b>  |                 |
| <b>0/A</b>   | \$ 11.30        |
| <b>1/B</b>   | \$ 11.65        |
| <b>2/C</b>   | \$ 12.00        |
| <b>3/D</b>   | \$ 12.37        |
| <b>4/E</b>   | \$ 12.74        |
| <b>5/F</b>   | \$ 13.12        |
| <b>6/G</b>   | \$ 13.51        |
| <b>7/H</b>   | \$ 13.92        |
| <b>8/J</b>   | \$ 14.34        |
| <b>9/K</b>   | \$ 14.77        |
| <b>10/L</b>  | \$ 15.21        |
| <b>11/M</b>  | \$ 15.67        |
| <b>12/N</b>  | \$ 16.14        |
| <b>13/P</b>  | \$ 16.62        |
| <b>14/Q</b>  | \$ 17.12        |
| <b>15/R</b>  | \$ 17.63        |
| <b>16/S</b>  | \$ 18.16        |
| <b>17/T</b>  | \$ 18.70        |
| <b>18/U</b>  | \$ 19.26        |
| <b>19/V</b>  | \$ 19.84        |
| <b>20/W</b>  | \$ 20.44        |
| <b>21/X</b>  | \$ 21.05        |
| <b>22/Y</b>  | \$ 21.68        |
| <b>23/Z</b>  | \$ 22.33        |
| <b>24/AA</b> | \$ 23.00        |

Radio Dispatch Operator  
Warehouse Data Clerks  
Elementary Registrar

**Rockdale County Public Schools  
Clerical Salary Schedule 2019-2020**

|              | <b>CL<br/>6</b> |
|--------------|-----------------|
| <b>Step</b>  |                 |
| <b>0/A</b>   | \$ 11.67        |
| <b>1/B</b>   | \$ 12.03        |
| <b>2/C</b>   | \$ 12.39        |
| <b>3/D</b>   | \$ 12.76        |
| <b>4/E</b>   | \$ 13.14        |
| <b>5/F</b>   | \$ 13.53        |
| <b>6/G</b>   | \$ 13.94        |
| <b>7/H</b>   | \$ 14.36        |
| <b>8/J</b>   | \$ 14.79        |
| <b>9/K</b>   | \$ 15.23        |
| <b>10/L</b>  | \$ 15.69        |
| <b>11/M</b>  | \$ 16.17        |
| <b>12/N</b>  | \$ 16.66        |
| <b>13/P</b>  | \$ 17.16        |
| <b>14/Q</b>  | \$ 17.67        |
| <b>15/R</b>  | \$ 18.20        |
| <b>16/S</b>  | \$ 18.76        |
| <b>17/T</b>  | \$ 19.31        |
| <b>18/U</b>  | \$ 19.89        |
| <b>19/V</b>  | \$ 20.49        |
| <b>20/W</b>  | \$ 21.10        |
| <b>21/X</b>  | \$ 21.73        |
| <b>22/Y</b>  | \$ 22.38        |
| <b>23/Z</b>  | \$ 23.05        |
| <b>24/AA</b> | \$ 23.74        |

Print Operator

**Rockdale County Public Schools  
Clerical Salary Schedule 2019-2020**

|              | <b>CL<br/>7</b> |
|--------------|-----------------|
| <b>Step</b>  |                 |
| <b>0/A</b>   | \$ 11.83        |
| <b>1/B</b>   | \$ 12.18        |
| <b>2/C</b>   | \$ 12.55        |
| <b>3/D</b>   | \$ 12.93        |
| <b>4/E</b>   | \$ 13.32        |
| <b>5/F</b>   | \$ 13.72        |
| <b>6/G</b>   | \$ 14.13        |
| <b>7/H</b>   | \$ 14.55        |
| <b>8/J</b>   | \$ 14.99        |
| <b>9/K</b>   | \$ 15.44        |
| <b>10/L</b>  | \$ 15.90        |
| <b>11/M</b>  | \$ 16.38        |
| <b>12/N</b>  | \$ 16.87        |
| <b>13/P</b>  | \$ 17.38        |
| <b>14/Q</b>  | \$ 17.90        |
| <b>15/R</b>  | \$ 18.44        |
| <b>16/S</b>  | \$ 18.99        |
| <b>17/T</b>  | \$ 19.56        |
| <b>18/U</b>  | \$ 20.15        |
| <b>19/V</b>  | \$ 20.75        |
| <b>20/W</b>  | \$ 21.37        |
| <b>21/X</b>  | \$ 22.01        |
| <b>22/Y</b>  | \$ 22.67        |
| <b>23/Z</b>  | \$ 23.35        |
| <b>24/AA</b> | \$ 24.05        |

Elementary School Secretary/Bookkeeper  
Alpha School Secretary/Bookkeeper  
Open Campus Secretary/Bookkeeper  
Middle School Registrar

**Rockdale County Public Schools  
Clerical Salary Schedule 2019-2020**

|              | <b>CL<br/>8</b> |
|--------------|-----------------|
| <b>Step</b>  |                 |
| <b>0/A</b>   | \$ 12.35        |
| <b>1/B</b>   | \$ 12.72        |
| <b>2/C</b>   | \$ 13.10        |
| <b>3/D</b>   | \$ 13.50        |
| <b>4/E</b>   | \$ 13.91        |
| <b>5/F</b>   | \$ 14.33        |
| <b>6/G</b>   | \$ 14.76        |
| <b>7/H</b>   | \$ 15.20        |
| <b>8/J</b>   | \$ 15.66        |
| <b>9/K</b>   | \$ 16.13        |
| <b>10/L</b>  | \$ 16.61        |
| <b>11/M</b>  | \$ 17.11        |
| <b>12/N</b>  | \$ 17.62        |
| <b>13/P</b>  | \$ 18.15        |
| <b>14/Q</b>  | \$ 18.69        |
| <b>15/R</b>  | \$ 19.25        |
| <b>16/S</b>  | \$ 19.83        |
| <b>17/T</b>  | \$ 20.42        |
| <b>18/U</b>  | \$ 21.03        |
| <b>19/V</b>  | \$ 21.66        |
| <b>20/W</b>  | \$ 22.31        |
| <b>21/X</b>  | \$ 22.98        |
| <b>22/Y</b>  | \$ 23.67        |
| <b>23/Z</b>  | \$ 24.38        |
| <b>24/AA</b> | \$ 25.11        |

Middle School Secretary/Bookkeeper

**Rockdale County Public Schools  
Clerical Salary Schedule 2019-2020**

|              | <b>CL<br/>9</b> |
|--------------|-----------------|
| <b>Step</b>  |                 |
| <b>0/A</b>   | \$ 12.59        |
| <b>1/B</b>   | \$ 12.97        |
| <b>2/C</b>   | \$ 13.36        |
| <b>3/D</b>   | \$ 13.76        |
| <b>4/E</b>   | \$ 14.17        |
| <b>5/F</b>   | \$ 14.60        |
| <b>6/G</b>   | \$ 15.04        |
| <b>7/H</b>   | \$ 15.49        |
| <b>8/J</b>   | \$ 15.95        |
| <b>9/K</b>   | \$ 16.43        |
| <b>10/L</b>  | \$ 16.92        |
| <b>11/M</b>  | \$ 17.43        |
| <b>12/N</b>  | \$ 17.95        |
| <b>13/P</b>  | \$ 18.49        |
| <b>14/Q</b>  | \$ 19.04        |
| <b>15/R</b>  | \$ 19.61        |
| <b>16/S</b>  | \$ 20.20        |
| <b>17/T</b>  | \$ 20.81        |
| <b>18/U</b>  | \$ 21.43        |
| <b>19/V</b>  | \$ 22.07        |
| <b>20/W</b>  | \$ 22.73        |
| <b>21/X</b>  | \$ 23.41        |
| <b>22/Y</b>  | \$ 24.11        |
| <b>23/Z</b>  | \$ 24.83        |
| <b>24/AA</b> | \$ 25.57        |

Magnet Admission Secretary

**Rockdale County Public Schools  
Clerical Salary Schedule 2019-2020**

|              | <b>CL<br/>10</b> |
|--------------|------------------|
| <b>Step</b>  |                  |
| <b>0/A</b>   | \$ 12.75         |
| <b>1/B</b>   | \$ 13.13         |
| <b>2/C</b>   | \$ 13.52         |
| <b>3/D</b>   | \$ 13.94         |
| <b>4/E</b>   | \$ 14.36         |
| <b>5/F</b>   | \$ 14.79         |
| <b>6/G</b>   | \$ 15.23         |
| <b>7/H</b>   | \$ 15.69         |
| <b>8/J</b>   | \$ 16.16         |
| <b>9/K</b>   | \$ 16.64         |
| <b>10/L</b>  | \$ 17.14         |
| <b>11/M</b>  | \$ 17.65         |
| <b>12/N</b>  | \$ 18.18         |
| <b>13/P</b>  | \$ 18.73         |
| <b>14/Q</b>  | \$ 19.29         |
| <b>15/R</b>  | \$ 19.87         |
| <b>16/S</b>  | \$ 20.47         |
| <b>17/T</b>  | \$ 21.08         |
| <b>18/U</b>  | \$ 21.71         |
| <b>19/V</b>  | \$ 22.36         |
| <b>20/W</b>  | \$ 23.03         |
| <b>21/X</b>  | \$ 23.72         |
| <b>22/Y</b>  | \$ 24.43         |
| <b>23/Z</b>  | \$ 25.16         |
| <b>24/AA</b> | \$ 25.91         |

CO Department Secretary/Bookkeeper  
 Career Tech Secretary/Bookkeeper  
 SFS Secretary/Bookkeeper  
 CO Secretary/Receptionist  
 Safety & Driver Trainer  
 Classified Registrar  
 Homeless Liaison  
 ELC Data Specialist

**Rockdale County Public Schools  
Clerical Salary Schedule 2019-2020**

|              | <b>CL<br/>11</b> |
|--------------|------------------|
| <b>Step</b>  |                  |
| <b>0/A</b>   | \$ 13.34         |
| <b>1/B</b>   | \$ 13.74         |
| <b>2/C</b>   | \$ 14.15         |
| <b>3/D</b>   | \$ 14.57         |
| <b>4/E</b>   | \$ 15.01         |
| <b>5/F</b>   | \$ 15.46         |
| <b>6/G</b>   | \$ 15.92         |
| <b>7/H</b>   | \$ 16.40         |
| <b>8/J</b>   | \$ 16.89         |
| <b>9/K</b>   | \$ 17.40         |
| <b>10/L</b>  | \$ 17.92         |
| <b>11/M</b>  | \$ 18.46         |
| <b>12/N</b>  | \$ 19.01         |
| <b>13/P</b>  | \$ 19.58         |
| <b>14/Q</b>  | \$ 20.17         |
| <b>15/R</b>  | \$ 20.78         |
| <b>16/S</b>  | \$ 21.40         |
| <b>17/T</b>  | \$ 22.04         |
| <b>18/U</b>  | \$ 22.70         |
| <b>19/V</b>  | \$ 23.38         |
| <b>20/W</b>  | \$ 24.08         |
| <b>21/X</b>  | \$ 24.80         |
| <b>22/Y</b>  | \$ 25.54         |
| <b>23/Z</b>  | \$ 26.31         |
| <b>24/AA</b> | \$ 27.10         |

High School Bookkeeper  
Division Bookkeeper  
Magnet Bookkeeper

**Rockdale County Public Schools  
Clerical Salary Schedule 2019-2020**

|              | <b>CL<br/>12</b> |
|--------------|------------------|
| <b>Step</b>  |                  |
| <b>0/A</b>   | \$ 13.93         |
| <b>1/B</b>   | \$ 14.35         |
| <b>2/C</b>   | \$ 14.78         |
| <b>3/D</b>   | \$ 15.22         |
| <b>4/E</b>   | \$ 15.68         |
| <b>5/F</b>   | \$ 16.15         |
| <b>6/G</b>   | \$ 16.63         |
| <b>7/H</b>   | \$ 17.13         |
| <b>8/J</b>   | \$ 17.64         |
| <b>9/K</b>   | \$ 18.17         |
| <b>10/L</b>  | \$ 18.72         |
| <b>11/M</b>  | \$ 19.28         |
| <b>12/N</b>  | \$ 19.86         |
| <b>13/P</b>  | \$ 20.46         |
| <b>14/Q</b>  | \$ 21.07         |
| <b>15/R</b>  | \$ 21.70         |
| <b>16/S</b>  | \$ 22.35         |
| <b>17/T</b>  | \$ 23.02         |
| <b>18/U</b>  | \$ 23.71         |
| <b>19/V</b>  | \$ 24.42         |
| <b>20/W</b>  | \$ 25.15         |
| <b>21/X</b>  | \$ 25.90         |
| <b>22/Y</b>  | \$ 26.68         |
| <b>23/Z</b>  | \$ 27.48         |
| <b>24/AA</b> | \$ 28.30         |

HR Technician  
Purchasing Bid Technician  
SFS Purchasing/Bid Technician  
Title I Technician



**Rockdale County Public Schools  
Clerical Salary Schedule 2019-2020**

|              | <b>CL<br/>13</b> |
|--------------|------------------|
| <b>Step</b>  |                  |
| <b>0/A</b>   | \$ 14.55         |
| <b>1/B</b>   | \$ 14.99         |
| <b>2/C</b>   | \$ 15.44         |
| <b>3/D</b>   | \$ 15.90         |
| <b>4/E</b>   | \$ 16.38         |
| <b>5/F</b>   | \$ 16.87         |
| <b>6/G</b>   | \$ 17.38         |
| <b>7/H</b>   | \$ 17.90         |
| <b>8/J</b>   | \$ 18.44         |
| <b>9/K</b>   | \$ 18.99         |
| <b>10/L</b>  | \$ 19.56         |
| <b>11/M</b>  | \$ 20.15         |
| <b>12/N</b>  | \$ 20.75         |
| <b>13/P</b>  | \$ 21.37         |
| <b>14/Q</b>  | \$ 22.01         |
| <b>15/R</b>  | \$ 22.67         |
| <b>16/S</b>  | \$ 23.35         |
| <b>17/T</b>  | \$ 24.05         |
| <b>18/U</b>  | \$ 24.77         |
| <b>19/V</b>  | \$ 25.51         |
| <b>20/W</b>  | \$ 26.28         |
| <b>21/X</b>  | \$ 27.07         |
| <b>22/Y</b>  | \$ 27.88         |
| <b>23/Z</b>  | \$ 28.72         |
| <b>24/AA</b> | \$ 29.58         |

System Bookkeepers  
SFS System Bookkeeper

**Rockdale County Public Schools  
Clerical Salary Schedule 2019-2020**

|              | <b>CL<br/>14</b> |
|--------------|------------------|
| <b>Step</b>  |                  |
| <b>0/A</b>   | \$ 16.59         |
| <b>1/B</b>   | \$ 17.09         |
| <b>2/C</b>   | \$ 17.61         |
| <b>3/D</b>   | \$ 18.14         |
| <b>4/E</b>   | \$ 18.69         |
| <b>5/F</b>   | \$ 19.25         |
| <b>6/G</b>   | \$ 19.83         |
| <b>7/H</b>   | \$ 20.42         |
| <b>8/J</b>   | \$ 21.03         |
| <b>9/K</b>   | \$ 21.66         |
| <b>10/L</b>  | \$ 22.31         |
| <b>11/M</b>  | \$ 22.98         |
| <b>12/N</b>  | \$ 23.67         |
| <b>13/P</b>  | \$ 24.39         |
| <b>14/Q</b>  | \$ 25.12         |
| <b>15/R</b>  | \$ 25.87         |
| <b>16/S</b>  | \$ 26.65         |
| <b>17/T</b>  | \$ 27.45         |
| <b>18/U</b>  | \$ 28.27         |
| <b>19/V</b>  | \$ 29.12         |
| <b>20/W</b>  | \$ 29.99         |
| <b>21/X</b>  | \$ 30.89         |
| <b>22/Y</b>  | \$ 31.82         |
| <b>23/Z</b>  | \$ 32.77         |
| <b>24/AA</b> | \$ 33.75         |

Salary / Leave Specialist  
Payroll Specialist  
Human Resources Specialist  
Community Relations Specialist

**Rockdale County Public Schools  
Clerical Salary Schedule 2019-2020**

|              | <b>CL<br/>15</b> |
|--------------|------------------|
| <b>Step</b>  |                  |
| <b>0/A</b>   | \$ 17.34         |
| <b>1/B</b>   | \$ 17.88         |
| <b>2/C</b>   | \$ 18.42         |
| <b>3/D</b>   | \$ 18.97         |
| <b>4/E</b>   | \$ 19.54         |
| <b>5/F</b>   | \$ 20.13         |
| <b>6/G</b>   | \$ 20.73         |
| <b>7/H</b>   | \$ 21.35         |
| <b>8/J</b>   | \$ 21.99         |
| <b>9/K</b>   | \$ 22.65         |
| <b>10/L</b>  | \$ 23.33         |
| <b>11/M</b>  | \$ 24.03         |
| <b>12/N</b>  | \$ 24.75         |
| <b>13/P</b>  | \$ 25.49         |
| <b>14/Q</b>  | \$ 26.25         |
| <b>15/R</b>  | \$ 27.04         |
| <b>16/S</b>  | \$ 27.85         |
| <b>17/T</b>  | \$ 28.69         |
| <b>18/U</b>  | \$ 29.55         |
| <b>19/V</b>  | \$ 30.44         |
| <b>20/W</b>  | \$ 31.35         |
| <b>21/X</b>  | \$ 32.29         |
| <b>22/Y</b>  | \$ 33.26         |
| <b>23/Z</b>  | \$ 34.26         |
| <b>24/AA</b> | \$ 35.29         |

Central Registration Coordinator  
Executive Secretaries  
P & I Specialists  
ELC Supervisor  
Executive Assistants

# Rockdale County Public Schools

## CLASSIFIED Salary Schedule 2019-2020

|       | GR-1                    | GR-1A   | GR-2                                                                                                    | GR-3                                                                                                                           | GR-5                                                                                                               | GR-6                              | GR-7                                                                                                      | GR-8              | GR-9     | GR-10                                      | GR-11                                                | GR-13                                                            | GR-14                                                                                                                     | GR-15                                                                                                                         |
|-------|-------------------------|---------|---------------------------------------------------------------------------------------------------------|--------------------------------------------------------------------------------------------------------------------------------|--------------------------------------------------------------------------------------------------------------------|-----------------------------------|-----------------------------------------------------------------------------------------------------------|-------------------|----------|--------------------------------------------|------------------------------------------------------|------------------------------------------------------------------|---------------------------------------------------------------------------------------------------------------------------|-------------------------------------------------------------------------------------------------------------------------------|
|       | Tutor*<br><br>Security* | SFS     | Parapro I<br>(MID,<br>ESOL,<br>Kind.<br>Pre-K<br>Resource)<br><br>Clinician<br><br>Bus Mon.<br><br>CNA# | Parapro II<br>(RVC Lab,<br>MOID<br>SID/PID<br>READY)<br><br>ISS Para<br><br>Parent Liason<br><br>Early<br>Childhood<br>Parapro | Gen Main<br>Asst.<br><br>Early<br>Childcare<br>Techs**<br><br>EMT<br>*not lic'd.<br><br>SFS<br>Asst. Mgr.<br>(MIT) | Intel I<br><br>Grounds-<br>keeper | Mech/Grnd<br>Equip.<br><br>General<br>Maint. I<br><br>Parent<br>Educator<br>(PAT)<br><br>EMT<br>*licensed | Vehicle<br>Mech I | GM II    | Stadium<br>Asst<br><br>LPN<br><br>Intel II | Vehicle<br>Mech II<br><br>Comp.<br>Analysis<br>Oper. | HVAC I<br><br>Elect I<br><br>Kit/Equip<br>Tech.<br><br>Locksmith | 1st Steps<br>Organizer<br><br>Ed Spec.<br><br>Lead Par.<br>Educator<br><br>Elks Aidm.<br>Para<br><br>SE Family<br>Liaison | RN##<br><br>Lead HVAC<br><br>Lead Elec.<br><br>Lead GM<br><br>HVAC II<br><br>Elect. II<br><br>GM III<br><br>Lead<br>Locksmith |
| Step  |                         |         |                                                                                                         |                                                                                                                                |                                                                                                                    |                                   |                                                                                                           |                   |          |                                            |                                                      |                                                                  |                                                                                                                           |                                                                                                                               |
| 0/A   | \$ 8.66                 | \$ 8.93 | \$ 9.05                                                                                                 | \$ 9.46                                                                                                                        | \$ 10.32                                                                                                           | \$ 10.79                          | \$ 11.28                                                                                                  | \$ 11.80          | \$ 12.32 | \$ 12.87                                   | \$ 13.45                                             | \$ 14.68                                                         | \$ 15.34                                                                                                                  | \$ 16.04                                                                                                                      |
| 1/B   | \$ 8.93                 | \$ 9.20 | \$ 9.33                                                                                                 | \$ 9.74                                                                                                                        | \$ 10.64                                                                                                           | \$ 11.11                          | \$ 11.62                                                                                                  | \$ 12.15          | \$ 12.69 | \$ 13.26                                   | \$ 13.85                                             | \$ 15.12                                                         | \$ 15.82                                                                                                                  | \$ 16.52                                                                                                                      |
| 2/C   | \$ 9.20                 | \$ 9.48 | \$ 9.61                                                                                                 | \$ 10.05                                                                                                                       | \$ 10.96                                                                                                           | \$ 11.45                          | \$ 11.97                                                                                                  | \$ 12.51          | \$ 13.07 | \$ 13.66                                   | \$ 14.27                                             | \$ 15.58                                                         | \$ 16.29                                                                                                                  | \$ 17.02                                                                                                                      |
| 3/D   | \$ 9.48                 | \$ 9.76 | \$ 9.90                                                                                                 | \$ 10.35                                                                                                                       | \$ 11.29                                                                                                           | \$ 11.80                          | \$ 12.33                                                                                                  | \$ 12.89          | \$ 13.46 | \$ 14.07                                   | \$ 14.70                                             | \$ 16.05                                                         | \$ 16.78                                                                                                                  | \$ 17.53                                                                                                                      |
| 4/E   | \$ 9.76                 | \$10.06 | \$ 10.20                                                                                                | \$ 10.66                                                                                                                       | \$ 11.63                                                                                                           | \$ 12.15                          | \$ 12.70                                                                                                  | \$ 13.28          | \$ 13.86 | \$ 14.49                                   | \$ 15.14                                             | \$ 16.53                                                         | \$ 17.28                                                                                                                  | \$ 18.06                                                                                                                      |
| 5/F   | \$ 10.06                | \$10.36 | \$ 10.51                                                                                                | \$ 10.98                                                                                                                       | \$ 11.98                                                                                                           | \$ 12.52                          | \$ 13.08                                                                                                  | \$ 13.68          | \$ 14.29 | \$ 14.92                                   | \$ 15.59                                             | \$ 17.03                                                         | \$ 17.80                                                                                                                  | \$ 18.60                                                                                                                      |
| 6/G   | \$ 10.36                | \$10.67 | \$ 10.83                                                                                                | \$ 11.31                                                                                                                       | \$ 12.34                                                                                                           | \$ 12.90                          | \$ 13.47                                                                                                  | \$ 14.09          | \$ 14.72 | \$ 15.37                                   | \$ 16.07                                             | \$ 17.54                                                         | \$ 18.33                                                                                                                  | \$ 19.16                                                                                                                      |
| 7/H   | \$ 10.67                | \$10.99 | \$ 11.15                                                                                                | \$ 11.65                                                                                                                       | \$ 12.71                                                                                                           | \$ 13.29                          | \$ 13.87                                                                                                  | \$ 14.51          | \$ 15.16 | \$ 15.83                                   | \$ 16.55                                             | \$ 18.07                                                         | \$ 18.88                                                                                                                  | \$ 19.73                                                                                                                      |
| 8/J   | \$ 10.99                | \$11.32 | \$ 11.48                                                                                                | \$ 12.00                                                                                                                       | \$ 13.09                                                                                                           | \$ 13.69                          | \$ 14.29                                                                                                  | \$ 14.95          | \$ 15.61 | \$ 16.30                                   | \$ 17.05                                             | \$ 18.61                                                         | \$ 19.45                                                                                                                  | \$ 20.32                                                                                                                      |
| 9/K   | \$ 11.32                | \$11.66 | \$ 11.82                                                                                                | \$ 12.36                                                                                                                       | \$ 13.48                                                                                                           | \$ 14.10                          | \$ 14.72                                                                                                  | \$ 15.40          | \$ 16.08 | \$ 16.79                                   | \$ 17.56                                             | \$ 19.17                                                         | \$ 20.03                                                                                                                  | \$ 20.93                                                                                                                      |
| 10/L  | \$ 11.66                | \$12.01 | \$ 12.17                                                                                                | \$ 12.73                                                                                                                       | \$ 13.88                                                                                                           | \$ 14.52                          | \$ 15.16                                                                                                  | \$ 15.86          | \$ 16.56 | \$ 17.29                                   | \$ 18.09                                             | \$ 19.75                                                         | \$ 20.63                                                                                                                  | \$ 21.57                                                                                                                      |
| 11/M  | \$ 12.01                | \$12.37 | \$ 12.54                                                                                                | \$ 13.11                                                                                                                       | \$ 14.30                                                                                                           | \$ 14.96                          | \$ 15.61                                                                                                  | \$ 16.34          | \$ 17.06 | \$ 17.81                                   | \$ 18.63                                             | \$ 20.34                                                         | \$ 21.25                                                                                                                  | \$ 22.22                                                                                                                      |
| 12/N  | \$ 12.37                | \$12.74 | \$ 12.92                                                                                                | \$ 13.50                                                                                                                       | \$ 14.73                                                                                                           | \$ 15.41                          | \$ 16.08                                                                                                  | \$ 16.83          | \$ 17.57 | \$ 18.35                                   | \$ 19.19                                             | \$ 20.95                                                         | \$ 21.89                                                                                                                  | \$ 22.89                                                                                                                      |
| 13/P  | \$ 12.74                | \$13.12 | \$ 13.31                                                                                                | \$ 13.91                                                                                                                       | \$ 15.17                                                                                                           | \$ 15.87                          | \$ 16.56                                                                                                  | \$ 17.33          | \$ 18.10 | \$ 18.90                                   | \$ 19.77                                             | \$ 21.58                                                         | \$ 22.55                                                                                                                  | \$ 23.58                                                                                                                      |
| 14/Q  | \$ 13.12                | \$13.51 | \$ 13.71                                                                                                | \$ 14.33                                                                                                                       | \$ 15.63                                                                                                           | \$ 16.35                          | \$ 17.06                                                                                                  | \$ 17.85          | \$ 18.64 | \$ 19.47                                   | \$ 20.36                                             | \$ 22.23                                                         | \$ 23.23                                                                                                                  | \$ 24.29                                                                                                                      |
| 15/R  | \$ 13.51                | \$13.92 | \$ 14.12                                                                                                | \$ 14.76                                                                                                                       | \$ 16.10                                                                                                           | \$ 16.84                          | \$ 17.57                                                                                                  | \$ 18.39          | \$ 19.20 | \$ 20.05                                   | \$ 20.97                                             | \$ 22.90                                                         | \$ 23.93                                                                                                                  | \$ 25.02                                                                                                                      |
| 16/S  | \$ 13.92                | \$14.34 | \$ 14.54                                                                                                | \$ 15.20                                                                                                                       | \$ 16.58                                                                                                           | \$ 17.35                          | \$ 18.10                                                                                                  | \$ 18.94          | \$ 19.78 | \$ 20.65                                   | \$ 21.60                                             | \$ 23.59                                                         | \$ 24.65                                                                                                                  | \$ 25.77                                                                                                                      |
| 17/T  | \$ 14.34                | \$14.77 | \$ 14.98                                                                                                | \$ 15.66                                                                                                                       | \$ 17.08                                                                                                           | \$ 17.87                          | \$ 18.64                                                                                                  | \$ 19.51          | \$ 20.37 | \$ 21.27                                   | \$ 22.25                                             | \$ 24.30                                                         | \$ 25.39                                                                                                                  | \$ 26.54                                                                                                                      |
| 18/U  | \$ 14.77                | \$15.21 | \$ 15.43                                                                                                | \$ 16.13                                                                                                                       | \$ 17.59                                                                                                           | \$ 18.41                          | \$ 19.20                                                                                                  | \$ 20.10          | \$ 20.98 | \$ 21.91                                   | \$ 22.92                                             | \$ 25.03                                                         | \$ 26.15                                                                                                                  | \$ 27.34                                                                                                                      |
| 19/V  | \$ 15.21                | \$15.67 | \$ 15.89                                                                                                | \$ 16.61                                                                                                                       | \$ 18.12                                                                                                           | \$ 18.96                          | \$ 19.78                                                                                                  | \$ 20.70          | \$ 21.61 | \$ 22.57                                   | \$ 23.61                                             | \$ 25.78                                                         | \$ 26.93                                                                                                                  | \$ 28.16                                                                                                                      |
| 20/W  | \$ 15.67                | \$16.14 | \$ 16.37                                                                                                | \$ 17.11                                                                                                                       | \$ 18.66                                                                                                           | \$ 19.53                          | \$ 20.37                                                                                                  | \$ 21.32          | \$ 22.26 | \$ 23.25                                   | \$ 24.32                                             | \$ 26.55                                                         | \$ 27.74                                                                                                                  | \$ 29.00                                                                                                                      |
| 21/X  | \$ 16.14                | \$16.63 | \$ 16.86                                                                                                | \$ 17.62                                                                                                                       | \$ 19.22                                                                                                           | \$ 20.12                          | \$ 20.98                                                                                                  | \$ 21.96          | \$ 22.93 | \$ 23.95                                   | \$ 25.05                                             | \$ 27.35                                                         | \$ 28.57                                                                                                                  | \$ 29.87                                                                                                                      |
| 22/Y  | \$ 16.62                | \$17.13 | \$ 17.37                                                                                                | \$ 18.15                                                                                                                       | \$ 19.80                                                                                                           | \$ 20.72                          | \$ 21.61                                                                                                  | \$ 22.62          | \$ 23.62 | \$ 24.67                                   | \$ 25.80                                             | \$ 28.17                                                         | \$ 29.43                                                                                                                  | \$ 30.69                                                                                                                      |
| 23/Z  | \$ 17.12                | \$17.64 | \$ 17.89                                                                                                | \$ 18.69                                                                                                                       | \$ 20.39                                                                                                           | \$ 21.34                          | \$ 22.26                                                                                                  | \$ 23.30          | \$ 24.33 | \$ 25.41                                   | \$ 26.57                                             | \$ 29.02                                                         | \$ 30.31                                                                                                                  | \$ 31.61                                                                                                                      |
| 24/AA | \$ 17.63                | \$18.17 | \$ 18.43                                                                                                | \$ 19.25                                                                                                                       | \$ 21.00                                                                                                           | \$ 21.98                          | \$ 22.93                                                                                                  | \$ 24.00          | \$ 25.06 | \$ 26.17                                   | \$ 27.37                                             | \$ 29.89                                                         | \$ 31.22                                                                                                                  | \$ 32.56                                                                                                                      |

**Rockdale County Public Schools**  
**Classified Salary Schedule 2019-2020**

|              | <b>GR<br/>1</b> |
|--------------|-----------------|
| <b>Step</b>  |                 |
| <b>0/A</b>   | \$ 8.66         |
| <b>1/B</b>   | \$ 8.93         |
| <b>2/C</b>   | \$ 9.20         |
| <b>3/D</b>   | \$ 9.48         |
| <b>4/E</b>   | \$ 9.76         |
| <b>5/F</b>   | \$ 10.06        |
| <b>6/G</b>   | \$ 10.36        |
| <b>7/H</b>   | \$ 10.67        |
| <b>8/J</b>   | \$ 10.99        |
| <b>9/K</b>   | \$ 11.32        |
| <b>10/L</b>  | \$ 11.66        |
| <b>11/M</b>  | \$ 12.01        |
| <b>12/N</b>  | \$ 12.37        |
| <b>13/P</b>  | \$ 12.74        |
| <b>14/Q</b>  | \$ 13.12        |
| <b>15/R</b>  | \$ 13.51        |
| <b>16/S</b>  | \$ 13.92        |
| <b>17/T</b>  | \$ 14.34        |
| <b>18/U</b>  | \$ 14.77        |
| <b>19/V</b>  | \$ 15.21        |
| <b>20/W</b>  | \$ 15.67        |
| <b>21/X</b>  | \$ 16.14        |
| <b>22/Y</b>  | \$ 16.62        |
| <b>23/Z</b>  | \$ 17.12        |
| <b>24/AA</b> | \$ 17.63        |

Grounds/Security Attendants  
Tutors

**Rockdale County Public Schools**  
**Classified Salary Schedule 2019-2020**

|              | <b>GR<br/>1A</b> |
|--------------|------------------|
| <b>Step</b>  |                  |
| <b>0/A</b>   | \$ 8.93          |
| <b>1/B</b>   | \$ 9.20          |
| <b>2/C</b>   | \$ 9.48          |
| <b>3/D</b>   | \$ 9.76          |
| <b>4/E</b>   | \$ 10.06         |
| <b>5/F</b>   | \$ 10.36         |
| <b>6/G</b>   | \$ 10.67         |
| <b>7/H</b>   | \$ 10.99         |
| <b>8/J</b>   | \$ 11.32         |
| <b>9/K</b>   | \$ 11.66         |
| <b>10/L</b>  | \$ 12.01         |
| <b>11/M</b>  | \$ 12.37         |
| <b>12/N</b>  | \$ 12.74         |
| <b>13/P</b>  | \$ 13.12         |
| <b>14/Q</b>  | \$ 13.51         |
| <b>15/R</b>  | \$ 13.92         |
| <b>16/S</b>  | \$ 14.34         |
| <b>17/T</b>  | \$ 14.77         |
| <b>18/U</b>  | \$ 15.21         |
| <b>19/V</b>  | \$ 15.67         |
| <b>20/W</b>  | \$ 16.14         |
| <b>21/X</b>  | \$ 16.63         |
| <b>22/Y</b>  | \$ 17.13         |
| <b>23/Z</b>  | \$ 17.64         |
| <b>24/AA</b> | \$ 18.17         |

SFS Assistants

**Rockdale County Public Schools**  
**Classified Salary Schedule 2019-2020**

|              | <b>GR<br/>2</b> |
|--------------|-----------------|
| <b>Step</b>  |                 |
| <b>0/A</b>   | \$ 9.05         |
| <b>1/B</b>   | \$ 9.33         |
| <b>2/C</b>   | \$ 9.61         |
| <b>3/D</b>   | \$ 9.90         |
| <b>4/E</b>   | \$ 10.20        |
| <b>5/F</b>   | \$ 10.51        |
| <b>6/G</b>   | \$ 10.83        |
| <b>7/H</b>   | \$ 11.15        |
| <b>8/J</b>   | \$ 11.48        |
| <b>9/K</b>   | \$ 11.82        |
| <b>10/L</b>  | \$ 12.17        |
| <b>11/M</b>  | \$ 12.54        |
| <b>12/N</b>  | \$ 12.92        |
| <b>13/P</b>  | \$ 13.31        |
| <b>14/Q</b>  | \$ 13.71        |
| <b>15/R</b>  | \$ 14.12        |
| <b>16/S</b>  | \$ 14.54        |
| <b>17/T</b>  | \$ 14.98        |
| <b>18/U</b>  | \$ 15.43        |
| <b>19/V</b>  | \$ 15.89        |
| <b>20/W</b>  | \$ 16.37        |
| <b>21/X</b>  | \$ 16.86        |
| <b>22/Y</b>  | \$ 17.37        |
| <b>23/Z</b>  | \$ 17.89        |
| <b>24/AA</b> | \$ 18.43        |

Bus Monitor  
Certified Nursing Assistant  
Clinician  
Paraprofessional I  
Special Education Paraprofessional I

**Rockdale County Public Schools**  
**Classified Salary Schedule 2019-2020**

|              | <b>GR<br/>3</b> |
|--------------|-----------------|
| <b>Step</b>  |                 |
| <b>0/A</b>   | \$ 9.46         |
| <b>1/B</b>   | \$ 9.74         |
| <b>2/C</b>   | \$ 10.05        |
| <b>3/D</b>   | \$ 10.35        |
| <b>4/E</b>   | \$ 10.66        |
| <b>5/F</b>   | \$ 10.98        |
| <b>6/G</b>   | \$ 11.31        |
| <b>7/H</b>   | \$ 11.65        |
| <b>8/J</b>   | \$ 12.00        |
| <b>9/K</b>   | \$ 12.36        |
| <b>10/L</b>  | \$ 12.73        |
| <b>11/M</b>  | \$ 13.11        |
| <b>12/N</b>  | \$ 13.50        |
| <b>13/P</b>  | \$ 13.91        |
| <b>14/Q</b>  | \$ 14.33        |
| <b>15/R</b>  | \$ 14.76        |
| <b>16/S</b>  | \$ 15.20        |
| <b>17/T</b>  | \$ 15.66        |
| <b>18/U</b>  | \$ 16.13        |
| <b>19/V</b>  | \$ 16.61        |
| <b>20/W</b>  | \$ 17.11        |
| <b>21/X</b>  | \$ 17.62        |
| <b>22/Y</b>  | \$ 18.15        |
| <b>23/Z</b>  | \$ 18.69        |
| <b>24/AA</b> | \$ 19.25        |

Early Childhood Paraprofessional II  
 ISS Paraprofessional II  
 Paraprofessional II  
 Parent Liaison  
 Special Education Paraprofessional II



**Rockdale County Public Schools**  
**Classified Salary Schedule 2019-2020**

|              | <b>GR<br/>5</b> |
|--------------|-----------------|
| <b>Step</b>  |                 |
| <b>0/A</b>   | \$ 10.32        |
| <b>1/B</b>   | \$ 10.64        |
| <b>2/C</b>   | \$ 10.96        |
| <b>3/D</b>   | \$ 11.29        |
| <b>4/E</b>   | \$ 11.63        |
| <b>5/F</b>   | \$ 11.98        |
| <b>6/G</b>   | \$ 12.34        |
| <b>7/H</b>   | \$ 12.71        |
| <b>8/J</b>   | \$ 13.09        |
| <b>9/K</b>   | \$ 13.48        |
| <b>10/L</b>  | \$ 13.88        |
| <b>11/M</b>  | \$ 14.30        |
| <b>12/N</b>  | \$ 14.73        |
| <b>13/P</b>  | \$ 15.17        |
| <b>14/Q</b>  | \$ 15.63        |
| <b>15/R</b>  | \$ 16.10        |
| <b>16/S</b>  | \$ 16.58        |
| <b>17/T</b>  | \$ 17.08        |
| <b>18/U</b>  | \$ 17.59        |
| <b>19/V</b>  | \$ 18.12        |
| <b>20/W</b>  | \$ 18.66        |
| <b>21/X</b>  | \$ 19.22        |
| <b>22/Y</b>  | \$ 19.80        |
| <b>23/Z</b>  | \$ 20.39        |
| <b>24/AA</b> | \$ 21.00        |

Early Childcare Techs  
 EMT (not licensed)  
 General Maintenance Assistant

**Rockdale County Public Schools**  
**Classified Salary Schedule 2019-2020**

|              | <b>GR<br/>6</b> |
|--------------|-----------------|
| <b>Step</b>  |                 |
| <b>0/A</b>   | \$ 10.79        |
| <b>1/B</b>   | \$ 11.11        |
| <b>2/C</b>   | \$ 11.45        |
| <b>3/D</b>   | \$ 11.80        |
| <b>4/E</b>   | \$ 12.15        |
| <b>5/F</b>   | \$ 12.52        |
| <b>6/G</b>   | \$ 12.90        |
| <b>7/H</b>   | \$ 13.29        |
| <b>8/J</b>   | \$ 13.69        |
| <b>9/K</b>   | \$ 14.10        |
| <b>10/L</b>  | \$ 14.52        |
| <b>11/M</b>  | \$ 14.96        |
| <b>12/N</b>  | \$ 15.41        |
| <b>13/P</b>  | \$ 15.87        |
| <b>14/Q</b>  | \$ 16.35        |
| <b>15/R</b>  | \$ 16.84        |
| <b>16/S</b>  | \$ 17.35        |
| <b>17/T</b>  | \$ 17.87        |
| <b>18/U</b>  | \$ 18.41        |
| <b>19/V</b>  | \$ 18.96        |
| <b>20/W</b>  | \$ 19.53        |
| <b>21/X</b>  | \$ 20.12        |
| <b>22/Y</b>  | \$ 20.72        |
| <b>23/Z</b>  | \$ 21.34        |
| <b>24/AA</b> | \$ 21.98        |

Groundskeeper  
Intel I

**Rockdale County Public Schools**  
**Classified Salary Schedule 2019-2020**

|              | <b>GR<br/>7</b> |
|--------------|-----------------|
| <b>Step</b>  |                 |
| <b>0/A</b>   | \$ 11.28        |
| <b>1/B</b>   | \$ 11.62        |
| <b>2/C</b>   | \$ 11.97        |
| <b>3/D</b>   | \$ 12.33        |
| <b>4/E</b>   | \$ 12.70        |
| <b>5/F</b>   | \$ 13.08        |
| <b>6/G</b>   | \$ 13.47        |
| <b>7/H</b>   | \$ 13.87        |
| <b>8/J</b>   | \$ 14.29        |
| <b>9/K</b>   | \$ 14.72        |
| <b>10/L</b>  | \$ 15.16        |
| <b>11/M</b>  | \$ 15.61        |
| <b>12/N</b>  | \$ 16.08        |
| <b>13/P</b>  | \$ 16.56        |
| <b>14/Q</b>  | \$ 17.06        |
| <b>15/R</b>  | \$ 17.57        |
| <b>16/S</b>  | \$ 18.10        |
| <b>17/T</b>  | \$ 18.64        |
| <b>18/U</b>  | \$ 19.20        |
| <b>19/V</b>  | \$ 19.78        |
| <b>20/W</b>  | \$ 20.37        |
| <b>21/X</b>  | \$ 20.98        |
| <b>22/Y</b>  | \$ 21.61        |
| <b>23/Z</b>  | \$ 22.26        |
| <b>24/AA</b> | \$ 22.93        |

Mechanic/Grounds Equipment  
 General Maintenance Worker I  
 Parent Educators  
 PAT (Parent as Techers)  
 EMT (licensed)

**Rockdale County Public Schools**  
**Classified Salary Schedule 2019-2020**

|              | <b>GR<br/>8</b> |
|--------------|-----------------|
| <b>Step</b>  |                 |
| <b>0/A</b>   | \$ 11.80        |
| <b>1/B</b>   | \$ 12.15        |
| <b>2/C</b>   | \$ 12.51        |
| <b>3/D</b>   | \$ 12.89        |
| <b>4/E</b>   | \$ 13.28        |
| <b>5/F</b>   | \$ 13.68        |
| <b>6/G</b>   | \$ 14.09        |
| <b>7/H</b>   | \$ 14.51        |
| <b>8/J</b>   | \$ 14.95        |
| <b>9/K</b>   | \$ 15.40        |
| <b>10/L</b>  | \$ 15.86        |
| <b>11/M</b>  | \$ 16.34        |
| <b>12/N</b>  | \$ 16.83        |
| <b>13/P</b>  | \$ 17.33        |
| <b>14/Q</b>  | \$ 17.85        |
| <b>15/R</b>  | \$ 18.39        |
| <b>16/S</b>  | \$ 18.94        |
| <b>17/T</b>  | \$ 19.51        |
| <b>18/U</b>  | \$ 20.10        |
| <b>19/V</b>  | \$ 20.70        |
| <b>20/W</b>  | \$ 21.32        |
| <b>21/X</b>  | \$ 21.96        |
| <b>22/Y</b>  | \$ 22.62        |
| <b>23/Z</b>  | \$ 23.30        |
| <b>24/AA</b> | \$ 24.00        |

Vehicle Mechanic I

**Rockdale County Public Schools**  
**Classified Salary Schedule 2019-2020**

|              | <b>GR<br/>9</b> |
|--------------|-----------------|
| <b>Step</b>  |                 |
| <b>0/A</b>   | \$ 12.32        |
| <b>1/B</b>   | \$ 12.69        |
| <b>2/C</b>   | \$ 13.07        |
| <b>3/D</b>   | \$ 13.46        |
| <b>4/E</b>   | \$ 13.86        |
| <b>5/F</b>   | \$ 14.29        |
| <b>6/G</b>   | \$ 14.72        |
| <b>7/H</b>   | \$ 15.16        |
| <b>8/J</b>   | \$ 15.61        |
| <b>9/K</b>   | \$ 16.08        |
| <b>10/L</b>  | \$ 16.56        |
| <b>11/M</b>  | \$ 17.06        |
| <b>12/N</b>  | \$ 17.57        |
| <b>13/P</b>  | \$ 18.10        |
| <b>14/Q</b>  | \$ 18.64        |
| <b>15/R</b>  | \$ 19.20        |
| <b>16/S</b>  | \$ 19.78        |
| <b>17/T</b>  | \$ 20.37        |
| <b>18/U</b>  | \$ 20.98        |
| <b>19/V</b>  | \$ 21.61        |
| <b>20/W</b>  | \$ 22.26        |
| <b>21/X</b>  | \$ 22.93        |
| <b>22/Y</b>  | \$ 23.62        |
| <b>23/Z</b>  | \$ 24.33        |
| <b>24/AA</b> | \$ 25.06        |

General Maintenance Worker II

**Rockdale County Public Schools**  
**Classified Salary Schedule 2019-2020**

|              | <b>GR<br/>10</b> |
|--------------|------------------|
| <b>Step</b>  |                  |
| <b>0/A</b>   | \$ 12.87         |
| <b>1/B</b>   | \$ 13.26         |
| <b>2/C</b>   | \$ 13.66         |
| <b>3/D</b>   | \$ 14.07         |
| <b>4/E</b>   | \$ 14.49         |
| <b>5/F</b>   | \$ 14.92         |
| <b>6/G</b>   | \$ 15.37         |
| <b>7/H</b>   | \$ 15.83         |
| <b>8/J</b>   | \$ 16.30         |
| <b>9/K</b>   | \$ 16.79         |
| <b>10/L</b>  | \$ 17.29         |
| <b>11/M</b>  | \$ 17.81         |
| <b>12/N</b>  | \$ 18.35         |
| <b>13/P</b>  | \$ 18.90         |
| <b>14/Q</b>  | \$ 19.47         |
| <b>15/R</b>  | \$ 20.05         |
| <b>16/S</b>  | \$ 20.65         |
| <b>17/T</b>  | \$ 21.27         |
| <b>18/U</b>  | \$ 21.91         |
| <b>19/V</b>  | \$ 22.57         |
| <b>20/W</b>  | \$ 23.25         |
| <b>21/X</b>  | \$ 23.95         |
| <b>22/Y</b>  | \$ 24.67         |
| <b>23/Z</b>  | \$ 25.41         |
| <b>24/AA</b> | \$ 26.17         |

Stadium Assistant  
 LPN Nurse  
 Intel II

**Rockdale County Public Schools**  
**Classified Salary Schedule 2019-2020**

|              | <b>GR<br/>11</b> |
|--------------|------------------|
| <b>Step</b>  |                  |
| <b>0/A</b>   | \$ 13.45         |
| <b>1/B</b>   | \$ 13.85         |
| <b>2/C</b>   | \$ 14.27         |
| <b>3/D</b>   | \$ 14.70         |
| <b>4/E</b>   | \$ 15.14         |
| <b>5/F</b>   | \$ 15.59         |
| <b>6/G</b>   | \$ 16.07         |
| <b>7/H</b>   | \$ 16.55         |
| <b>8/J</b>   | \$ 17.05         |
| <b>9/K</b>   | \$ 17.56         |
| <b>10/L</b>  | \$ 18.09         |
| <b>11/M</b>  | \$ 18.63         |
| <b>12/N</b>  | \$ 19.19         |
| <b>13/P</b>  | \$ 19.77         |
| <b>14/Q</b>  | \$ 20.36         |
| <b>15/R</b>  | \$ 20.97         |
| <b>16/S</b>  | \$ 21.60         |
| <b>17/T</b>  | \$ 22.25         |
| <b>18/U</b>  | \$ 22.92         |
| <b>19/V</b>  | \$ 23.61         |
| <b>20/W</b>  | \$ 24.32         |
| <b>21/X</b>  | \$ 25.05         |
| <b>22/Y</b>  | \$ 25.80         |
| <b>23/Z</b>  | \$ 26.57         |
| <b>24/AA</b> | \$ 27.37         |

Vehicle Mechanic II  
Computer Analysis Operator

**Rockdale County Public Schools**  
**Classified Salary Schedule 2019-2020**

|              | <b>GR<br/>13</b> |
|--------------|------------------|
| <b>Step</b>  |                  |
| <b>0/A</b>   | \$ 14.68         |
| <b>1/B</b>   | \$ 15.12         |
| <b>2/C</b>   | \$ 15.58         |
| <b>3/D</b>   | \$ 16.05         |
| <b>4/E</b>   | \$ 16.53         |
| <b>5/F</b>   | \$ 17.03         |
| <b>6/G</b>   | \$ 17.54         |
| <b>7/H</b>   | \$ 18.07         |
| <b>8/J</b>   | \$ 18.61         |
| <b>9/K</b>   | \$ 19.17         |
| <b>10/L</b>  | \$ 19.75         |
| <b>11/M</b>  | \$ 20.34         |
| <b>12/N</b>  | \$ 20.95         |
| <b>13/P</b>  | \$ 21.58         |
| <b>14/Q</b>  | \$ 22.23         |
| <b>15/R</b>  | \$ 22.90         |
| <b>16/S</b>  | \$ 23.59         |
| <b>17/T</b>  | \$ 24.30         |
| <b>18/U</b>  | \$ 25.03         |
| <b>19/V</b>  | \$ 25.78         |
| <b>20/W</b>  | \$ 26.55         |
| <b>21/X</b>  | \$ 27.35         |
| <b>22/Y</b>  | \$ 28.17         |
| <b>23/Z</b>  | \$ 29.02         |
| <b>24/AA</b> | \$ 29.89         |

HVAC Mechanic I  
Electrician I  
Kitchen Equipment Technician  
Locksmith



**Rockdale County Public Schools**  
**Classified Salary Schedule 2019-2020**

|              | <b>GR<br/>14</b> |
|--------------|------------------|
| <b>Step</b>  |                  |
| <b>0/A</b>   | \$ 15.34         |
| <b>1/B</b>   | \$ 15.82         |
| <b>2/C</b>   | \$ 16.29         |
| <b>3/D</b>   | \$ 16.78         |
| <b>4/E</b>   | \$ 17.28         |
| <b>5/F</b>   | \$ 17.80         |
| <b>6/G</b>   | \$ 18.33         |
| <b>7/H</b>   | \$ 18.88         |
| <b>8/J</b>   | \$ 19.45         |
| <b>9/K</b>   | \$ 20.03         |
| <b>10/L</b>  | \$ 20.63         |
| <b>11/M</b>  | \$ 21.25         |
| <b>12/N</b>  | \$ 21.89         |
| <b>13/P</b>  | \$ 22.55         |
| <b>14/Q</b>  | \$ 23.23         |
| <b>15/R</b>  | \$ 23.93         |
| <b>16/S</b>  | \$ 24.65         |
| <b>17/T</b>  | \$ 25.39         |
| <b>18/U</b>  | \$ 26.15         |
| <b>19/V</b>  | \$ 26.93         |
| <b>20/W</b>  | \$ 27.74         |
| <b>21/X</b>  | \$ 28.57         |
| <b>22/Y</b>  | \$ 29.43         |
| <b>23/Z</b>  | \$ 30.31         |
| <b>24/AA</b> | \$ 31.22         |

1st Steps Organizer  
Education Specialist  
Lead Parent Educator  
Elks Aidmore Parapro  
Special Education Family Liaison

**Rockdale County Public Schools**  
**Classified Salary Schedule 2019-2020**

|              | <b>GR<br/>15</b> |
|--------------|------------------|
| <b>Step</b>  |                  |
| <b>0/A</b>   | \$ 16.04         |
| <b>1/B</b>   | \$ 16.52         |
| <b>2/C</b>   | \$ 17.02         |
| <b>3/D</b>   | \$ 17.53         |
| <b>4/E</b>   | \$ 18.06         |
| <b>5/F</b>   | \$ 18.60         |
| <b>6/G</b>   | \$ 19.16         |
| <b>7/H</b>   | \$ 19.73         |
| <b>8/J</b>   | \$ 20.32         |
| <b>9/K</b>   | \$ 20.93         |
| <b>10/L</b>  | \$ 21.57         |
| <b>11/M</b>  | \$ 22.22         |
| <b>12/N</b>  | \$ 22.89         |
| <b>13/P</b>  | \$ 23.58         |
| <b>14/Q</b>  | \$ 24.29         |
| <b>15/R</b>  | \$ 25.02         |
| <b>16/S</b>  | \$ 25.77         |
| <b>17/T</b>  | \$ 26.54         |
| <b>18/U</b>  | \$ 27.34         |
| <b>19/V</b>  | \$ 28.16         |
| <b>20/W</b>  | \$ 29.00         |
| <b>21/X</b>  | \$ 29.87         |
| <b>22/Y</b>  | \$ 30.69         |
| <b>23/Z</b>  | \$ 31.61         |
| <b>24/AA</b> | \$ 32.56         |

RN Nurses  
 Lead HVAC Mechanic  
 Lead Electrician  
 Lead General Maintenance Worker  
 HVAC Mechanic II  
 Electrician II  
 General Maintenance Worker III  
 Lead Locksmith/Security Systems Technician

# SCHOOL NUTRITION FOOD ASSISTANT'S SALARY AND SUPPLEMENT SCHEDULE 2019-2020

## TID COURSE SUPPLEMENTS

|          |              |
|----------|--------------|
| SL I     | .10 PER HOUR |
| SL II    | .10 PER HOUR |
| SL IV    | .10 PER HOUR |
| SL V     | .10 PER HOUR |
| SL V1    | .10 PER HOUR |
| SL VII   | .10 PER HOUR |
| SL VIII  | .10 PER HOUR |
| SL IX    | .10 PER HOUR |
| SL X     | .10 PER HOUR |
| SL X1    | .10 PER HOUR |
| ServSafe | .25 PER HOUR |

**SNA CERTIFICATION** .15 PER HOUR

## PARTICIPATION (SY 2018 compared to SY 2019)

### Lunch

.07 per hour

If participation of students is increased 3% at the 89% level or below, OR if participation is maintained at 90% or above, without a decrease in participation over the prior year.

### Breakfast

.05 per hour

If participation of students is increased 3% at the 49% level or below, OR if participation is maintained at 50% or above, without a decrease in participation over the prior year.

**Note:** Above supplements are added to base rate for a SFS worker.

| Step  | B    | C    | D    | E     | F     | G     | H     | J     | K     | L     | M     | N     | P     | Q     | R     | S     | T     | U     | V     | W     | X     | Y     | Z     | AA    |
|-------|------|------|------|-------|-------|-------|-------|-------|-------|-------|-------|-------|-------|-------|-------|-------|-------|-------|-------|-------|-------|-------|-------|-------|
| Grade | 9.20 | 9.48 | 9.76 | 10.06 | 10.36 | 10.67 | 10.99 | 11.32 | 11.66 | 12.01 | 12.37 | 12.74 | 13.12 | 13.51 | 13.92 | 14.34 | 14.77 | 15.21 | 15.67 | 16.14 | 16.63 | 17.13 | 17.64 | 18.17 |

## SICK LEAVE

**4 HOUR EMPLOYEES-----5 HOURS EARNED PER MONTH**

**5 HOUR EMPLOYEES-----6.25 HOURS EARNED PER MONTH**

**6 HOUR EMPLOYEES-----7.5 HOURS EARNED PER MONTH**

**7 HOUR EMPLOYEES-----8.75 HOURS EARNED PER MONTH**

**8 HOUR EMPLOYEES-----10 HOURS EARNED PER MONTH**

# Bus Driver Salary Schedule 2019-2020

12

| Step  | State Salary               | Local Supplement           | Position Supplement     | Total Salary                  | Hourly Rate    |
|-------|----------------------------|----------------------------|-------------------------|-------------------------------|----------------|
| 0/A   | <b>\$8,927</b><br>\$743.92 | <b>\$1,550</b><br>\$129.17 | <b>\$180</b><br>\$15.00 | <b>\$10,657</b><br>\$888.08   | <b>\$14.80</b> |
| 1/B   | <b>\$8,927</b><br>\$743.92 | <b>\$1,864</b><br>\$155.33 | <b>\$180</b><br>\$15.00 | <b>\$10,971</b><br>\$914.25   | <b>\$15.24</b> |
| 2/C   | <b>\$8,927</b><br>\$743.92 | <b>\$2,188</b><br>\$182.33 | <b>\$180</b><br>\$15.00 | <b>\$11,295</b><br>\$941.25   | <b>\$15.69</b> |
| 3/D   | <b>\$8,927</b><br>\$743.92 | <b>\$2,376</b><br>\$198.00 | <b>\$180</b><br>\$15.00 | <b>\$11,483</b><br>\$956.92   | <b>\$15.95</b> |
| 4/E   | <b>\$8,927</b><br>\$743.92 | <b>\$2,500</b><br>\$208.33 | <b>\$180</b><br>\$15.00 | <b>\$11,607</b><br>\$967.25   | <b>\$16.12</b> |
| 5/F   | <b>\$8,927</b><br>\$743.92 | <b>\$2,575</b><br>\$214.58 | <b>\$180</b><br>\$15.00 | <b>\$11,682</b><br>\$973.50   | <b>\$16.23</b> |
| 6/G   | <b>\$8,927</b><br>\$743.92 | <b>\$2,746</b><br>\$228.83 | <b>\$180</b><br>\$15.00 | <b>\$11,853</b><br>\$987.75   | <b>\$16.46</b> |
| 7/H   | <b>\$8,927</b><br>\$743.92 | <b>\$2,869</b><br>\$239.08 | <b>\$180</b><br>\$15.00 | <b>\$11,976</b><br>\$998.00   | <b>\$16.63</b> |
| 8/J   | <b>\$8,927</b><br>\$743.92 | <b>\$2,995</b><br>\$249.58 | <b>\$180</b><br>\$15.00 | <b>\$12,102</b><br>\$1,008.50 | <b>\$16.81</b> |
| 9/K   | <b>\$8,927</b><br>\$743.92 | <b>\$3,119</b><br>\$259.92 | <b>\$180</b><br>\$15.00 | <b>\$12,226</b><br>\$1,018.83 | <b>\$16.98</b> |
| 10/L  | <b>\$8,927</b><br>\$743.92 | <b>\$3,241</b><br>\$270.08 | <b>\$180</b><br>\$15.00 | <b>\$12,348</b><br>\$1,029.00 | <b>\$17.15</b> |
| 11/M  | <b>\$8,927</b><br>\$743.92 | <b>\$3,365</b><br>\$280.42 | <b>\$180</b><br>\$15.00 | <b>\$12,472</b><br>\$1,039.33 | <b>\$17.32</b> |
| 12/N  | <b>\$8,927</b><br>\$743.92 | <b>\$3,489</b><br>\$290.75 | <b>\$180</b><br>\$15.00 | <b>\$12,596</b><br>\$1,049.67 | <b>\$17.50</b> |
| 13/P  | <b>\$8,927</b><br>\$743.92 | <b>\$3,612</b><br>\$301.00 | <b>\$180</b><br>\$15.00 | <b>\$12,719</b><br>\$1,059.92 | <b>\$17.67</b> |
| 14/Q  | <b>\$8,927</b><br>\$743.92 | <b>\$3,735</b><br>\$311.25 | <b>\$180</b><br>\$15.00 | <b>\$12,842</b><br>\$1,070.17 | <b>\$17.84</b> |
| 15/R  | <b>\$8,927</b><br>\$743.92 | <b>\$3,860</b><br>\$321.67 | <b>\$180</b><br>\$15.00 | <b>\$12,967</b><br>\$1,080.58 | <b>\$18.01</b> |
| 16/S  | <b>\$8,927</b><br>\$743.92 | <b>\$3,983</b><br>\$331.92 | <b>\$180</b><br>\$15.00 | <b>\$13,090</b><br>\$1,090.83 | <b>\$18.18</b> |
| 17/T  | <b>\$8,927</b><br>\$743.92 | <b>\$4,103</b><br>\$341.92 | <b>\$180</b><br>\$15.00 | <b>\$13,210</b><br>\$1,100.83 | <b>\$18.35</b> |
| 18/U  | <b>\$8,927</b><br>\$743.92 | <b>\$4,223</b><br>\$351.92 | <b>\$180</b><br>\$15.00 | <b>\$13,330</b><br>\$1,110.83 | <b>\$18.51</b> |
| 19/V  | <b>\$8,927</b><br>\$743.92 | <b>\$4,363</b><br>\$363.58 | <b>\$180</b><br>\$15.00 | <b>\$13,470</b><br>\$1,122.50 | <b>\$18.71</b> |
| 20/W  | <b>\$8,927</b><br>\$743.92 | <b>\$4,503</b><br>\$375.25 | <b>\$180</b><br>\$15.00 | <b>\$13,610</b><br>\$1,134.17 | <b>\$18.90</b> |
| 21/X  | <b>\$8,927</b><br>\$743.92 | <b>\$4,643</b><br>\$386.92 | <b>\$180</b><br>\$15.00 | <b>\$13,750</b><br>\$1,145.83 | <b>\$19.10</b> |
| 22/Y  | <b>\$8,927</b><br>\$743.92 | <b>\$4,783</b><br>\$398.58 | <b>\$180</b><br>\$15.00 | <b>\$13,890</b><br>\$1,157.50 | <b>\$19.29</b> |
| 23/Z  | <b>\$8,927</b><br>\$743.92 | <b>\$4,923</b><br>\$410.25 | <b>\$180</b><br>\$15.00 | <b>\$14,030</b><br>\$1,169.17 | <b>\$19.49</b> |
| 24/AA | <b>\$8,927</b><br>\$743.92 | <b>\$5,203</b><br>\$433.58 | <b>\$180</b><br>\$15.00 | <b>\$14,310</b><br>\$1,192.50 | <b>\$19.88</b> |

# School Food Services Management Salary and -Supplement for 2019-2020

## BASE PAY

### MANAGERS (198 days)

Elementary  
\$29,562\*

Middle  
\$31,827\*

High  
\$34,093\*

\*Certification and ServSafe  
Supplement included in base salary

| STEP | AMT/YR  |
|------|---------|
| 0    | \$0     |
| 1    | \$70    |
| 2    | \$140   |
| 3    | \$210   |
| 4    | \$279   |
| 5    | \$349   |
| 6    | \$420   |
| 7    | \$489   |
| 8    | \$559   |
| 9    | \$628   |
| 10   | \$699   |
| 11   | \$769   |
| 12   | \$837   |
| 13   | \$908   |
| 14   | \$980   |
| 15   | \$1,049 |
| 16   | \$1,118 |
| 17   | \$1,188 |
| 18   | \$1,259 |
| 19   | \$1,329 |
| 20   | \$1,398 |
| 21   | \$1,469 |
| 22   | \$1,539 |
| 23   | \$1,609 |

## TID Course Supplements

| Course | Supplement |
|--------|------------|
| SL 1   | 200        |
| SL 2   | 200        |
| SL 3   | 200        |
| SL 4-A | 200        |
| SL 4-B | 200        |
| SL 5   | 200        |
| SL 6   | 200        |
| SL 7   | 200        |
| SL 8   | 200        |
| SL 9   | 200        |
| SL 10  | 200        |
| SL 11  | 200        |
| MIT-A  | 200        |
| MIT-B  | 200        |

## Supplements

Associate Degree: Add \$1,500 per year  
 Bachelor's Degree: Add \$3,000 per year  
 Master's Degree: Add \$1,500 per year  
 Registered Dietitian: Add \$1,500 per year

## Participation (effective with participation increases for SY08)

Lunch  
 \$300.00 per year if participation of students is increased 3% at 89% or below OR if participation is maintained at 90% or above over previous year.

Breakfast  
 \$300.00 per year if participation of students increased 3% OR if participation is maintained at 50% or higher over previous year

## **Stipends for MCJROTC Personnel 2019-2020**

|                            |                   |
|----------------------------|-------------------|
| Senior Military Instructor | \$ 5,160 per year |
| Military Instructor        | \$ 4,300 per year |

### **MCJROTC Salary Guidelines**

MCJROTC persons are paid equal to their active duty pay.

Instructors receive the appropriate stipend to compensate for the loss of tax-free status. The Marine Corps is contacted to inform the school system of the individual's active duty salary. The school system pays the employees for 230 work days.

## **Substitute Pay Rates**

**2019 – 2020**

### **Substitute Teachers' Daily Rates**

|                                                                                      |         |
|--------------------------------------------------------------------------------------|---------|
| Substitute teachers who hold a current teaching certificate issued by any U.S. state | - \$ 95 |
| Substitute teachers who hold at least a bachelor's degree from an accredited college | - \$ 85 |
| All other substitute teachers                                                        | - \$ 75 |

### **Long Term Substitute Teacher Daily Rate**

|                                                                                                                                                                                       |         |
|---------------------------------------------------------------------------------------------------------------------------------------------------------------------------------------|---------|
| Substitute teachers who hold a current teaching certificate issued by any U.S. state and work 20 plus days in the same certified position are eligible for the long term rate of pay. | - \$120 |
|---------------------------------------------------------------------------------------------------------------------------------------------------------------------------------------|---------|

### **Substitute Drivers**

Substitute drivers will be paid at the rate of \$40 per day. This is for both the “morning run” and the “afternoon run.” One-half this amount will be paid for either the morning or afternoon run.

“Shuttle drivers” who drive between schools will be paid the rate of \$8.50 per hour.

### **Substitutes for Other Categories of Classified Employees**

Substitutes for other categories of classified employees will be paid on Step A of the job grade of the person for whom they substitute, regardless of length of substitute service. The superintendent or designee should approve substitutes for other categories.

## FY 20 Preliminary Projected Student Enrollment - No Choice Specialty Adjustments Calculated

[illegible]





### 2019 - 2020 Final Teacher Allotments

| Sch | Rdy | PK<br>Std | PK<br>Tchr | P:T<br>Ratio | K<br>Std | K<br>Tchr | K<br>Ratio | 1st<br>Std | 1st<br>Tchr | 1st<br>Ratio | 2nd<br>Std | 2nd<br>Tchr | 2nd<br>Ratio | 3rd<br>Std | 3rd<br>Tchr | 3rd<br>Ratio | 4th<br>Std | 4th<br>Tchr | 4th<br>Ratio | 5th<br>Std | 5th<br>Tchr | 5th<br>Ratio | Total<br>Std | Total<br>Tchr | K-5<br>Ratio |
|-----|-----|-----------|------------|--------------|----------|-----------|------------|------------|-------------|--------------|------------|-------------|--------------|------------|-------------|--------------|------------|-------------|--------------|------------|-------------|--------------|--------------|---------------|--------------|
| BES | 23  | 22        | 1          | 22.0         | 76       | 4         | 19.0       | 76         | 4           | 19.0         | 74         | 4           | 18.5         | 94         | 5           | 18.8         | 84         | 4           | 21.0         | 75         | 4           | 18.8         | 501          | 26.0          | 19.3         |
| CJH | 23  | 44        | 2          | 22.0         | 150      | 8         | 18.8       | 150        | 8           | 18.8         | 149        | 7           | 21.3         | 137        | 6           | 22.8         | 132        | 6           | 22.0         | 153        | 6           | 25.5         | 915          | 43.0          | 21.3         |
| FSE |     | 22        | 1          | 22.0         | 98       | 5         | 19.6       | 98         | 5           | 19.6         | 96         | 5           | 19.2         | 125        | 6           | 20.8         | 109        | 5           | 21.8         | 124        | 5           | 24.8         | 672          | 32.0          | 21.0         |
| HTE |     | 44        | 2          | 22.0         | 84       | 4         | 21.0       | 84         | 5           | 16.8         | 82         | 4           | 20.5         | 77         | 4           | 19.3         | 99         | 4           | 24.8         | 104        | 4           | 26.0         | 574          | 27.0          | 21.3         |
| HCE |     | 22        | 1          | 22.0         | 92       | 5         | 18.4       | 92         | 5           | 18.4         | 86         | 4           | 21.5         | 89         | 4           | 22.3         | 95         | 4           | 23.8         | 110        | 5           | 22.0         | 586          | 28.0          | 20.9         |
| JHH |     | 22        | 1          | 22.0         | 85       | 4         | 21.3       | 85         | 5           | 17.0         | 117        | 6           | 19.5         | 102        | 5           | 20.4         | 108        | 5           | 21.6         | 120        | 5           | 24.0         | 639          | 31.0          | 20.6         |
| LES |     | 22        | 1          | 22.0         | 93       | 5         | 18.6       | 93         | 5           | 18.6         | 105        | 5           | 21.0         | 101        | 5           | 20.2         | 108        | 5           | 21.6         | 125        | 5           | 25.0         | 647          | 31.0          | 20.9         |
| PCE |     | 22        | 1          | 22.0         | 84       | 4         | 21.0       | 84         | 5           | 16.8         | 102        | 5           | 20.4         | 98         | 5           | 19.6         | 120        | 6           | 20.0         | 104        | 4           | 26.0         | 614          | 30.0          | 20.5         |
| PSE |     | 22        | 1          | 22.0         | 82       | 4         | 20.5       | 82         | 5           | 16.4         | 93         | 5           | 18.6         | 99         | 5           | 19.8         | 103        | 4           | 25.8         | 119        | 5           | 23.8         | 600          | 29.0          | 20.7         |
| SCE |     | 22        | 1          | 22.0         | 96       | 5         | 19.2       | 96         | 5           | 19.2         | 109        | 5           | 21.8         | 117        | 5           | 23.4         | 143        | 6           | 23.8         | 129        | 5           | 25.8         | 712          | 32.0          | 22.3         |
| SES |     | 22        | 1          | 22.0         | 84       | 4         | 21.0       | 84         | 5           | 16.8         | 84         | 4           | 21.0         | 77         | 4           | 19.3         | 81         | 4           | 20.3         | 82         | 4           | 20.5         | 514          | 26.0          | 19.8         |
| Tot | 0   | 286       | 13         | 22.0         | 1024     | 52        | 19.7       | 1024       | 57          | 18.0         | 1097       | 54          | 20.3         | 1116       | 54          | 20.7         | 1182       | 53          | 22.3         | 1245       | 52          | 23.9         | 6974         | 335.0         | 20.8         |

**Note - Schools will have the opportunity to lower class size even further with additional teachers funded by Title 1**

Total students do not include Special Ed Pre-K Students

### 2019 - 2020 Projected Teacher Allotments

| School           | 6<br>Std    | 6<br>Tchr | 6<br>Ratio   | 7<br>Std    | 7<br>Tchr | 7<br>Ratio   | 8<br>Std    | 8<br>Tchr | 8<br>Ratio   | 6 thru 8<br>Std | 6 thru 8<br>Tchr | 6 thru 8<br>Ratio |
|------------------|-------------|-----------|--------------|-------------|-----------|--------------|-------------|-----------|--------------|-----------------|------------------|-------------------|
|                  |             |           |              |             |           |              |             |           |              |                 |                  |                   |
| <b>CMS</b>       | 353         | 14        | 25.21        | 353         | 14        | 25.21        | 312         | 12        | 26.00        | 1018            | 40               | 25.45             |
|                  |             |           |              |             |           |              |             |           |              |                 |                  |                   |
| <b>DMS</b>       | 377         | 14        | 26.93        | 377         | 14        | 26.93        | 368         | 14        | 26.29        | 1122            | 42               | 26.71             |
|                  |             |           |              |             |           |              |             |           |              |                 |                  |                   |
| <b>EMS</b>       | 320         | 12        | 26.67        | 320         | 12        | 26.67        | 310         | 12        | 25.83        | 950             | 36               | 26.39             |
|                  |             |           |              |             |           |              |             |           |              |                 |                  |                   |
| <b>MMS</b>       | 254         | 10        | 25.40        | 254         | 10        | 25.40        | 258         | 10        | 25.80        | 766             | 30               | 25.53             |
|                  |             |           |              |             |           |              |             |           |              |                 |                  |                   |
| <b>Alpha</b>     | 4           |           |              | 5           |           |              | 12          |           |              | 21              | 4                |                   |
|                  |             |           |              |             |           |              |             |           |              |                 |                  |                   |
| <b>MS Totals</b> | <b>1308</b> | <b>50</b> | <b>26.16</b> | <b>1309</b> | <b>50</b> | <b>26.18</b> | <b>1260</b> | <b>48</b> | <b>26.25</b> | <b>3877</b>     | <b>152</b>       | <b>25.51</b>      |

|                  | 9 thru 12<br>Std | Tchr          | Ratio       |
|------------------|------------------|---------------|-------------|
|                  |                  |               |             |
| <b>HHS</b>       | 1434             | 68.0          | 21.1        |
|                  |                  |               |             |
| <b>RCHS</b>      | 1424             | 69.0          | 20.6        |
|                  |                  |               |             |
| <b>SHS</b>       | 928              | 44.0          | 21.1        |
|                  |                  |               |             |
| <b>RCA</b>       | 915              | 40.0          | 22.9        |
|                  |                  |               |             |
| <b>Magnet</b>    | 359              | 17.0          | 21.1        |
|                  |                  |               |             |
| <b>ALPHA</b>     | 43               | 4.0           | 10.8        |
|                  |                  |               |             |
| <b>OC</b>        | 150              | 9.0           | 16.7        |
|                  |                  |               |             |
| <b>HS Totals</b> | <b>5253</b>      | <b>251.00</b> | <b>20.9</b> |

## FY2020 Per Pupil Allotment 95%

| School        | PPA      | Proj Stud |  | Total     | AV Allot | Counselor Allot | Admin Allot | Grand Total | 95%       |
|---------------|----------|-----------|--|-----------|----------|-----------------|-------------|-------------|-----------|
| BES           | \$61.00  | 546       |  | 33,306    | 1,720    | 400             | 1,200       | 36,626      | 34,795    |
| FSE           | \$64.00  | 698       |  | 44,672    | 2,199    | 400             | 1,200       | 48,471      | 46,047    |
| CJH           | \$69.00  | 955       |  | 65,895    | 3,008    | 400             | 1,200       | 70,503      | 66,978    |
| HTE           | \$64.00  | 588       |  | 37,632    | 1,852    | 400             | 1,200       | 41,084      | 39,030    |
| HCE           | \$61.00  | 605       |  | 36,905    | 1,906    | 400             | 1,200       | 40,411      | 38,390    |
| JHH           | \$69.00  | 639       |  | 44,091    | 2,013    | 400             | 1,200       | 47,704      | 45,319    |
| LES           | \$61.00  | 664       |  | 40,504    | 2,092    | 400             | 1,200       | 44,196      | 41,986    |
| PCE           | \$64.00  | 614       |  | 39,296    | 1,934    | 400             | 1,200       | 42,830      | 40,689    |
| PSE           | \$69.00  | 626       |  | 43,194    | 1,972    | 400             | 1,200       | 46,766      | 44,428    |
| SCE           | \$64.00  | 737       |  | 47,168    | 2,322    | 400             | 1,200       | 51,090      | 48,535    |
| SES           | \$64.00  | 528       |  | 33,792    | 1,663    | 400             | 1,200       | 37,055      | 35,202    |
|               |          |           |  |           |          |                 |             |             |           |
| CMS           | \$63.00  | 1,056     |  | 66,528    | 3,326    | 400             | 1,200       | 71,454      | 67,882    |
| DMS           | \$61.00  | 1,156     |  | 70,516    | 3,641    | 400             | 1,200       | 75,757      | 71,970    |
| EMS           | \$63.00  | 985       |  | 62,055    | 3,103    | 400             | 1,200       | 66,758      | 63,420    |
| MMS           | \$63.00  | 790       |  | 49,770    | 2,489    | 400             | 1,200       | 53,859      | 51,166    |
|               |          |           |  |           |          |                 |             |             |           |
| HHS           | \$59.00  | 1,470     |  | 86,730    | 4,631    | 400             | 1,200       | 92,961      | 88,312    |
| RCHS          | \$62.00  | 1,426     |  | 88,412    | 4,492    | 400             | 1,200       | 94,504      | 89,779    |
| SHS           | \$62.00  | 1,027     |  | 63,674    | 3,235    | 400             | 1,200       | 68,509      | 65,084    |
| Alpha         | \$62.00  | 64        |  | 3,968     | 202      | 400             | 1,200       | 5,770       | 5,481     |
| Magnet        | \$118.00 | 359       |  | 42,362    | 1,131    | 400             | 1,200       | 45,093      | 42,838    |
| RCA           | \$59.00  | 990       |  | 58,410    | 3,119    | 400             | 1,200       | 63,129      | 59,972    |
| Open Camp     | \$59.00  | 150       |  | 8,850     | 473      | 400             | 1,200       | 10,923      | 10,376    |
|               |          |           |  |           |          |                 |             |             |           |
| Growth        | \$59.00  | 100       |  | 5,900     |          |                 |             | 5,900       |           |
| Discretionary |          |           |  |           |          |                 |             | 23,162      |           |
| Grand Total   |          | 16,773    |  | 1,073,630 | 52,523   | 8,800           | 26,400      | 1,184,515   | 1,097,679 |

\* 95% Given at start-up is based on projected enrollment numbers January 2019

## FY 2020 PROJECTED GRANT LISTING

| NAME OF GRANT                                         | Source of Grant | Fund     | Revenue Code | Revenue Budgeted  | Expense Budgeted   |
|-------------------------------------------------------|-----------------|----------|--------------|-------------------|--------------------|
| Pre-School Handicapped State Grant                    | State Grant     | 100-2620 | 438000       | 300,000.00        | Included           |
| Career,Technical, and Agricultural-Supervision        | State Grant     | 100-3019 | 438000       | 26,612.00         | Included           |
| Career,Technical, and Agricultural-Ag Extended Day    | State Grant     | 100-3553 | 438000       | 6,285.00          | Included           |
| Agricultural Extended Year                            | State Grant     | 100-3529 | 438000       | 2,647.00          | Included           |
| Career,Technical, and Agricultural-CTE Apprenticeship | State Grant     | 100-3540 | 438000       | 38,173.00         | included/\$2000.00 |
| Career,Technical, and Agricultural-CTE Extended Day   | State Grant     | 100-3554 | 438000       | 63,000.00         | Included           |
|                                                       |                 |          |              |                   |                    |
| ROTC                                                  | Federal         | 100-9990 | 443000       | 215,000.00        | Included           |
|                                                       |                 |          |              |                   |                    |
| <b>Totals</b>                                         |                 |          |              | <b>651,717.00</b> | <b>2,000.00</b>    |

| Millage Rate History |       |      |       |
|----------------------|-------|------|-------|
|                      | M&O   | Bond | Total |
| 1993                 | 19.79 | 2.71 | 22.50 |
| 1994                 | 21.55 | 2.60 | 24.15 |
| 1995                 | 21.48 | 2.67 | 24.15 |
| 1996                 | 21.48 | 4.15 | 25.63 |
| 1997                 | 21.48 | 4.09 | 25.57 |
| 1998                 | 21.48 | 3.50 | 24.98 |
| 1999                 | 21.48 | 1.48 | 22.96 |
| 2000                 | 21.48 | 1.48 | 22.96 |
| 2001                 | 21.48 | 1.40 | 22.88 |
| 2002                 | 21.48 | 1.40 | 22.88 |
| 2003                 | 21.48 | 1.40 | 22.88 |
| 2004                 | 21.80 | 0.00 | 21.80 |
| 2005                 | 21.48 | 0.00 | 21.48 |
| 2006                 | 21.44 | 0.00 | 21.44 |
| 2007                 | 21.00 | 0.00 | 21.00 |
| 2008                 | 21.00 | 0.00 | 21.00 |
| 2009                 | 21.00 | 0.00 | 21.00 |
| 2010                 | 21.00 | 0.00 | 21.00 |
| 2011                 | 22.99 | 0.00 | 22.99 |
| 2012                 | 24.50 | 0.00 | 24.50 |
| 2013                 | 24.50 | 0.00 | 24.50 |
| 2014                 | 26.00 | 0.00 | 26.00 |
| 2015                 | 25.39 | 0.00 | 25.39 |
| 2016                 | 25.32 | 0.00 | 25.32 |
| 2017                 | 25.32 | 0.00 | 25.32 |
| 2018                 | 24.90 | 0.00 | 24.90 |
| 2019                 | 24.70 | 0.00 | 24.70 |

Projected